



# 2011-12 ULM MEN'S BASKETBALL

ULM MEDIA RELATIONS • JEREMY STEVENS • MEN'S BASKETBALL CONTACT  
318-547-5134 • JSTEVENS@ULM.EDU • ULMWARHAWKS.COM

## ULM SCHEDULE/RESULTS

Overall:	1-12	Sun Belt:	0-0
Home:	0-5	Home:	0-0
Away:	1-7	Away:	0-0
Neutral:	0-0	Neutral:	0-0

### EXHIBITION

Date	Opponent	Time/Result
Nov. 1	LUBBOCK CHRISTIAN (EXH.)	W, 67-63
Nov. 7	PHILANDER SMITH (EXH.)	W, 82-69

### REGULAR SEASON

Date	Opponent	Time/Result
Nov. 11	at Ole Miss	L, 38-60
Nov. 14	INDIANA STATE	L, 59-71
Nov. 16	at Tennessee	L, 62-85
Nov. 19	at Southeastern Louisiana	L, 60-63
Nov. 21	at No. 25 Mississippi State	L, 63-78
Nov. 26	HARDING	L, 68-71
Nov. 28	at Nicholls State	W, 86-65

Dec. 3	LOUISIANA TECH	L, 71-73
Dec. 10	at No. 22 Texas A&M	L, 54-67
Dec. 12	NICHOLLS STATE	L, 70-82
Dec. 15	NORTHWESTERN STATE	L, 63-76
Dec. 19	at No. 21 UNLV	L, 63-81
Dec. 21	at Indiana State	L, 35-50
Dec. 29	WESTERN KENTUCKY*	7:30 p.m.
Dec. 31	ARKANSAS STATE*	4 p.m.

Jan. 5	at Florida Atlantic*	6 p.m.
Jan. 7	at FIU*	6:30 p.m.
Jan. 12	UALR*	7:30 p.m.
Jan. 14	NORTH TEXAS*	4 p.m.
Jan. 19	DENVER*	7:30 p.m.
Jan. 21	at Troy*	7:30 p.m.
Jan. 28	UL-LAFAYETTE*	4 p.m.

Feb. 2	at Arkansas State* (SBN)	8 p.m.
Feb. 4	at UALR*	7 p.m.
Feb. 11	SOUTH ALABAMA*	2 p.m.
Feb. 16	at North Texas*	7 p.m.
Feb. 18	at Denver*	5 p.m.
Feb. 23	MIDDLE TENNESSEE*	7:30 p.m.
Feb. 25	at UL-Lafayette*	7:15 p.m.

All time Central

**BOLD CAPS** denotes home games

\*denotes Sun Belt Conference games

### ULM NAME USAGE

We are ULM. Please note that there are only two correct versions of our institution's name, the preferred acronym ULM and the full name, the University of Louisiana at Monroe. Any other reference, including Louisiana-Monroe, UL-Monroe, La.-Monroe, LAM, or simply Monroe, is incorrect. Additionally, all women's athletic teams are known simply as Warhawks -- not Lady Warhawks or Lady Hawks.



## ULM WARHAWKS (1-12, 0-0 SUN BELT)

## VS. WESTERN KENTUCKY HILLTOPPERS (4-9, 0-0 SUN BELT)

Date	Thursday, Dec. 29, 2011
Tipoff	7:30 p.m. CT
Location	Fant-Ewing Coliseum (Monroe, La.)
Series History	Western Kentucky leads 6-1
Last Meeting	L, 50-66 (March 5, 2011)
Coaches	Western Kentucky's Ken McDonald (66-47) vs. ULM's Keith Richard (158-153)
Radio	105.3 FM, Nick White (pbp)
Live Stats	ulmwarhawks.com
Live Video	ulmwarhawks.com

### WARHAWK QUICK HITS

- ULM is in its 61st season of basketball. The Warhawks have won 10 regular season conference championships, eight conference tournament championships and have made seven NCAA Tournament appearances.
- ULM returns three starters and eight letterwinners off a team that finished 7-24 overall, 2-14 in the Sun Belt last season. The Warhawks also welcome in five newcomers. ULM was picked to finish sixth in the West Division of the Sun Belt Conference.
- ULM has lost three games this season by three points or less, including a 73-71 loss to Louisiana Tech (Dec. 3).
- ULM has led or been tied with three teams from power six conferences this season, including against a pair of ranked opponents (Texas A&M and Mississippi State).
- The Warhawks have outrebounded their opponent in five of the last seven games, including three of the last four. ULM is averaging 30.9 rebounds per game on the season.
- Senior guard Fred Brown leads ULM and ranks tenth in the Sun Belt in scoring with 13.0 points per game. Brown is just 52 points shy of reaching 1,000 for his career.
- Sophomore guard Charles Winborne is the only other Warhawk to average in double figures in scoring with 11.0 points per game. Winborne leads the team and ranks sixth in the Sun Belt in 3-point percentage (.440).

### ULM PROBABLE STARTERS

NO.	NAME	POS.	HT.	WT.	YR.	HOMETOWN	PPG	RPG	APG
15	Steven McClellan	C	6-7	250	So.	Fresno, Calif.	8.5	7.0	0.3
35	Trey Lindsey	F	6-6	205	Fr.	Austin, Texas	3.2	2.5	1.2
3	Marcelis Hansberry	G	6-0	180	So.	Jackson, Miss.	5.3	2.2	1.5
10	Trent Mackey	G	6-3	180	Fr.	Tampa, Fla.	7.3	1.8	1.2
11	Charles Winborne	G	6-1	185	So.	Shreveport, La.	11.0	2.2	2.2

### ULM OFF THE BENCH

NO.	NAME	POS.	HT.	WT.	YR.	HOMETOWN	PPG	RPG	APG
4	R.J. McCray	G	6-2	180	So.	Arlington, Texas	2.8	1.9	1.3
5	Christian Bibi Ndonga	F	6-8	195	Sr.	Yaounde, Cameroon	3.5	3.0	0.4
24	Hugh Mingo	G	6-3	175	Sr.	West Monroe, La.	7.7	4.0	1.2
41	Fabio Ribeiro	C	6-10	250	Sr.	Caetropolis, Brazil	3.6	4.2	0.3
55	Fred Brown	G	6-2	190	Sr.	West Palm Beach, Fla.	13.0	2.4	2.5

### WESTERN KENTUCKY PROBABLE STARTERS

NO.	NAME	POS.	HT.	WT.	YR.	HOMETOWN	PPG	RPG	APG
41	Vinny Zollo	F	6-8	240	Fr.	Winchester, Ky.	2.3	2.7	0.4
44	George Fant	F	6-5	245	Fr.	Bowling Green, Ky.	8.2	6.1	1.1
05	Derrick Gordon	G	6-3	185	Fr.	Plainfield, N.J.	10.8	6.6	2.4
14	Jamal Crook	G	6-3	175	Jr.	Louisville, Ky.	7.4	1.8	1.1
52	T.J. Price	G	6-3	220	Fr.	Slidell, La.	9.3	2.9	2.0



## ULM QUICK FACTS

## UNIVERSITY INFORMATION

Name .....	ULM (University of Louisiana at Monroe)
Location .....	Monroe, La. (Ouachita Parish)
Founded .....	1931
Enrollment .....	8,858
Nickname/Mascot .....	Warhawks/Ace
Colors .....	Maroon & Gold
Conference .....	Sun Belt
Affiliation .....	NCAA Division I
President .....	Dr. Nick Bruno
Director of Athletics .....	Bobby Staub

## HOME COURT INFORMATION

Facility .....	Fant-Ewing Coliseum
Capacity .....	7,000
Opened .....	1971
Playing Surface .....	Maple
All-Time Record .....	381-146
Championship Tournaments Hosted .....	10
Press Row Phone .....	(318) 342-6920

## PROGRAM INFORMATION

First Season .....	1951-52
Total Seasons .....	60
All-Time Record .....	894-760
All-Time Conference Record .....	383-317
Gulf States (18 seasons) .....	100-98
Atlantic Sun (4 seasons) .....	23-11
Southland (24 seasons) .....	231-149
Sun Belt (5 seasons) .....	29-59
Winning Seasons .....	38
Last .....	2006-07 (18-14)
20-Plus Win Seasons .....	10
Last .....	2001-02 (20-12)
Regular Season Conference Championships .....	10
.. (1962, 1965, 1980, 1986, 1990, 1991, 1993, 1994, 1996, 1997)	
Conference Tournament Titles .....	8
..... (1979, 1982, 1986, 1990, 1991, 1992, 1993, 1996)	
NCAA Tournament Appearances .....	7
Last .....	1996 (Wake Forest: L, 50-62)
NIT Appearances .....	2
Last .....	1988 (Arkansas State: L, 59-70)

## 2010-11 SEASON RECAP

Overall Record .....	7-24
Home .....	4-9
Away .....	2-13
Neutral .....	1-2
SBC Record .....	2-14 (6th West)
Home .....	0-8
Away .....	2-6
SBC Tournament Record .....	0-1
Starters R/L .....	3/2
Letterwinners R/L .....	8/4
Newcomers (HS/TR) .....	5 (4/1)
Returning Scoring .....	.62 percent
Returning Rebounding .....	.58 percent

## BASKETBALL STAFF

Head Coach .....	Keith Richard
Alma Mater .....	ULM, 1982
Record at ULM .....	7-24 (1 season)
Career Record .....	157-141 (10 seasons)
Assistant Coach .....	Cord Wright (Limestone, 2002)
Assistant Coach .....	Brandon Roberts (ULM, 2009)
Athletic Trainer .....	Jeremy Teblum (Florida State, 2009)
Strength & Conditioning .....	Joe Girardi (Miami, Fla., 2009)
Video Coordinator .....	Matt Braunscheidel (St. Bonaventure, 2006)
Academic Counselor .....	Elizabeth Holbert (Ole Miss, 2008)

## GAME BASICS

The Warhawks (1-12) open up conference play Thursday by hosting Western Kentucky (4-9) at 7:30 p.m. inside Fant-Ewing Coliseum. The game can be heard on 105.3 FM in Monroe or online at [ulmwarhawks.com](http://ulmwarhawks.com), with Nick White calling the action. Live stats and a live video feed are available by visiting [ulmwarhawks.com](http://ulmwarhawks.com).

## UPDATING THE WARHAWKS

• ULM lost at Indiana State 50-35 on Dec. 21 despite its best defensive performance of the season. The Warhawks held the Sycamores to 37.0 percent shooting and its lowest point total of the season. The 50 points were also the fewest points allowed by ULM this season.

• Sophomore center Steven McClellan scored eight points and pulled down six rebounds to lead the way for the Warhawks. McClellan has led the team in scoring and rebounding in back-to-back games. He is averaging 8.5 points and a team-high 7.0 rebounds in six games since coming out of redshirt.

• ULM has outrebounded five of its last seven opponents after being outrebounded in each of its first six games of the season. The Warhawks are averaging 30.8 rebounds per game.

• As a team, the Warhawks rank sixth in the Sun Belt in field-goal percentage (.419), sixth in 3-point percentage (.357) and sixth in free-throw percentage (.689). ULM also ranks fourth in the conference with 6.5 3-point makes per game.

• The Warhawks ranked as high as 37th nationally in 3-point percentage two weeks ago, but have cooled down from deep over the past few games. ULM enters play Monday shooting 35.7 percent from beyond the arc.

• Senior guard Fred Brown leads the Warhawks and ranks tenth in the Sun Belt with 13.0 points per game on the season. Brown is shooting 38.9 percent from the field, 37.1 percent from beyond the arc and is fourth in the conference shooting 85.7 percent from the free-throw line. He is just 52 points shy of reaching 1,000 for his career.

• Sophomore guard Charles Winborne is the only other ULM player to average double figures in scoring with 11.0 points per game. Winborne ranks 15th in the Sun Belt in field-goal percentage (.477) and seventh in 3-point percentage (.440).

• Senior guard Hugh Mingo has scored in double-figures in three of the last five games, including a season-high 21 points at Texas A&M on Dec. 10. Mingo is averaging 11.0 points and 4.6 rebounds over ULM's last five games.

• Freshman guard Trent Mackey averages 7.3 points per game while shooting 44.2 percent from the field. A walk-on from Tampa, Fla., Mackey ranks eighth in the conference in 3-point percentage (.423). He is tied for second on the team with 22 3-pointers this season.

## OTHER NOTES

• ULM shot a season-best 62 percent from the field against Nicholls State (Nov. 28). It was the Warhawks' highest shooting percentage in a game since December of 2009.

• ULM has hung tough with some of the best teams in the country this season. The Warhawks led then No. 25 Mississippi State by two points with 14:13 remaining (Nov. 21) and most recently were tied 43-all at No. 22 Texas A&M with 13:20 to play (Dec. 10). In addition, ULM also had a second-half lead at Tennessee on Nov. 16.

• The Warhawks made at least 10 3-pointers in back-to-back games earlier this season. ULM had 11 3s against Harding (Nov. 26) and followed it up with 12 3s against Nicholls State (Nov. 28). ULM has made 73 3-pointers so far this season.

• The Warhawks are playing the 2011-12 season with just nine active scholarship players and are banned from participating in postseason play due to NCAA APR sanctions.

## PREVIEWING THE HILLTOPPERS

• Western Kentucky enters play Thursday with a record of 4-9 on the season. The Hilltoppers have wins over Tennessee State (52-49), Southeastern Louisiana (72-67), Bowling Green (60-53) and Southern Illinois (62-55). Western Kentucky led No. 4 Louisville by as many as 13 points in the first half before falling 70-60 on Dec. 23 in its last outing. The Hilltoppers are shooting 38.3 percent from the field, 29.5 percent from 3-point range and 63.6 percent from the free-throw line.

• Freshman Derrick Gordon paces the Hilltoppers with 10.8 points, 6.6 rebounds and 2.4 assists per game. Gordon is shooting 34.7 percent from the field and 25.0 percent from beyond the arc. He is the only WKU player to start in all 13 games this season. T.J. Price ranks second on the team with 9.3 points per contest.

• Ken McDonald has compiled a record of 66-47 in his fourth season as the head coach for Western Kentucky. He guided the Hilltoppers to a 25-win season and a trip to the NCAA Tournament, where Western Kentucky knocked off Big Ten school Illinois in the first round during the 2008-09 season.

## STATS COMPARISON

## CATEGORY

Overall Record	1-12	4-9
Conference Record	0-0	0-0
Points Per Game	60.9	60.0
Opp. Points Per Game	70.9	67.2
Rebounds Per Game	30.8	35.5
Rebounding Margin	-2.6	-1.1
Field Goal Pct.	.419	.383
Opp. Field Goal Pct.	.460	.419
3-Point Pct.	.357	.295
Opp. 3-Point Pct.	.389	.339
Free Throw Pct.	.689	.636
Assists Per Game	11.8	10.2
Turnovers Per Game	12.9	17.5
Turnover Margin	-1.8	-2.0
Blocked Shots Per Game	2.2	4.2
Steals Per Game	5.0	5.9

**CAREER TOTALS FOR CURRENT WARHAWKS****POINTS**

Fred Brown.....	948
Hugh Mingo.....	395
Steven McClellan.....	196
Marcelis Hansberry.....	170
Fabio Ribeiro.....	149
Charles Winborne.....	146
R.J. McCray.....	103
Christian Bibi Ndongo.....	77
Trent Mackey.....	95
Trey Lindsey.....	42
Reginald Smith.....	3
Ife Eke.....	0
D'Andre Martin.....	0

**REBOUNDS**

Hugh Mingo.....	199
Fred Brown.....	182
Steven McClellan.....	155
Fabio Ribeiro.....	136
Christian Bibi Ndongo.....	71
Marcelis Hansberry.....	63
R.J. McCray.....	43
Trey Lindsey.....	32
Charles Winborne.....	30
Trent Mackey.....	24
Ife Eke.....	3
D'Andre Martin.....	0
Reginald Smith.....	0

**ASSISTS**

Fred Brown.....	173
Marcelis Hansberry.....	65
Hugh Mingo.....	56
R.J. McCray.....	29
Charles Winborne.....	28
Steven McClellan.....	16
Trey Lindsey.....	16
Trent Mackey.....	15
Fabio Ribeiro.....	11
Christian Bibi Ndongo.....	9
Ife Eke.....	0
D'Andre Martin.....	0
Reginald Smith.....	0

**STEALS**

Fred Brown.....	93
Hugh Mingo.....	47
Marcelis Hansberry.....	19
Steven McClellan.....	15
R.J. McCray.....	12
Fabio Ribeiro.....	11
Christian Bibi Ndongo.....	9
Trey Lindsey.....	7
Charles Winborne.....	6
Trent Mackey.....	3
D'Andre Martin.....	1
Ife Eke.....	0
Reginald Smith.....	0

**BLOCKS (Top Five Only)**

Christian Bibi Ndongo.....	19
Steven McClellan.....	13
Fabio Ribeiro.....	10
Hugh Mingo.....	9
Fred Brown.....	8

**SERIES HISTORY**

Western Kentucky leads the all-time series with ULM 6-1. The Hilltoppers defeated the Warhawks twice last season, including a 66-50 victory in the first round of the Sun Belt Conference Tournament in Hot Springs, Ark. ULM is 1-3 in games play in Monroe, including a 67-66 victory over Western Kentucky during the 2009-10 season.

**UP NEXT**

ULM hosts Arkansas State Saturday at 4 p.m. inside Fant-Ewing Coliseum.

**MCCLELLAN MAKES SEASON DEBUT**

Sophomore Steven McClellan saw his first action of the season Dec. 3 against Louisiana Tech. McClellan came off the bench with six points, seven rebounds and a blocked shot in 21 minutes of action. The 6-foot-7 center was slated to redshirt this season, but adds much needed height to the ULM frontcourt.

**BROWN CHASING 1,000 POINTS**

Senior guard Fred Brown moved to within 52 points of reaching 1,000 for his career Saturday against Texas A&M. Brown, who scored 380 points in two seasons with Kansas State, has been the leading scorer for ULM for two straight years. He has notched double figures in scoring in 44 games during his career, including nine times this season.

**ULM CLOSING IN ON 900 WINS**

In its 61st season of men's basketball, ULM is just six wins shy of reaching 900 in its history. The men's basketball program has been one of the finest at ULM over the years as the Warhawks have captured 10 regular season conference titles, eight conference tournament championships and have appeared in the NCAA Tournament seven times and the NIT twice.

**WARHAWK INK TWO IN EARLY SIGNING PERIOD**

ULM men's basketball head coach Keith Richard announced Thursday the signing of high school seniors Kyle Koszuta and Taylor Birchett to national letters of intent. Koszuta and Birchett are the first two players to sign with the Warhawks for the 2012-13 season.

"We are excited about Kyle and Taylor joining our team next season," Richard said. "They're great kids that come from great families and will help us move this program forward."

Koszuta, a 6-1 point guard, attends Niceville High School in Niceville, Fla. Koszuta averaged 16.1 points and 1.5 assists as a junior, helping the Eagles to a 15-9 record. He scored a season-best 31 points on 12-of-23 shooting against Bainbridge (Ga.) last season.

Birchett, a 6-4 shooting guard, attends Roswell High School in Roswell, Ga. He led his team in scoring with 16.5 points as a junior and helped Roswell to its first Georgia 'Sweet 16' appearance in 14 years. He shot 43.2 percent from the field (118-of-273) and 40.3 percent from 3-point range (54-of-134) as a junior and was named to the 6-5A all-region team and the All-North Fulton Prep Rally first team.

**EKE TO REDSHIRT IN 2011-12**

ULM men's basketball head coach Keith Richard announced Tuesday that sophomore Ife Eke will redshirt during the 2011-12 season and will have three years of eligibility remaining starting next season. The Warhawks will play the season with nine scholarship players.

Eke suffered a season-ending injury by tearing his anterior cruciate ligament (ACL) in practice last week and is expected to have surgery in the near future.

**FAMILIAR FOES**

ULM will renew in-state rivalries against former Southland Conference foes Northwestern State, Southeastern Louisiana and Nicholls State in 2011-12. The Warhawks will also face Louisiana Tech for the fourth consecutive season.

ULM has faced Northwestern State more than any other team as the two will meet for the 118th time this season. The Warhawks and Demons have not faced each other since 2005-06, the last season ULM competed in the Southland. Similarly, the Warhawks will meet Southeastern Louisiana for the 91st time and Nicholls State for the 71st time in school history.

**BROWN TABBED PRESEASON ALL-SUN BELT**

Senior guard Fred Brown has picked up plenty of preseason accolades as he was named to virtually everyone's preseason All-Sun Belt team. Brown was chosen to All-Sun Belt Third Team by the conference coaches and College Sports Madness. Brown was also picked as one of the top five players in the Sun Belt by Jon Teitel of collegehoops.net.

**BROWN, MINGO NAMED TEAM CAPTAINS**

Head Coach Keith Richard named seniors Fred Brown and Hugh Mingo team captains for the 2011-12 season. Brown and Mingo are the two leading returning scorers from last season. They combined to make 58 starts and averaged over 32 minutes



## SUN BELT STANDINGS

EAST DIVISION	Sun Belt			Overall		
	W	L	Pct.	W	L	Pct.
Middle Tennessee	0	0	.000	11	2	.846
South Alabama	0	0	.000	8	3	.727
Troy	0	0	.000	5	6	.455
Florida Atlantic	0	0	.000	4	8	.333
Western Kentucky	0	0	.000	4	9	.308
FIU	0	0	.000	3	9	.250

WEST DIVISION	Sun Belt			Overall		
	W	L	Pct.	W	L	Pct.
Denver	0	0	.000	10	2	.833
North Texas	0	0	.000	7	6	.538
Arkansas State	0	0	.000	6	7	.462
UL-Lafayette	0	0	.000	6	8	.429
UALR	0	0	.000	3	10	.231
<b>ULM</b>	<b>0</b>	<b>0</b>	<b>.000</b>	<b>1</b>	<b>12</b>	<b>.077</b>



## MID-MAJOR TOP 25 (Dec. 26, 2011)

No.	School	Record	Pts.	Prev.
1.	Creighton (25)	10-1	749	1
2.	Murray State (6)	13-0	740	2
3.	Harvard	10-1	698	3
4.	Iona	10-2	671	5
5.	Cleveland State	11-2	623	4
6.	Wichita State	9-2	598	6
7.	Gonzaga	9-2	587	7
8.	Ohio	11-1	535	12
9.	Indiana State	9-2	517	11
10.	Saint Mary's	11-2	511	9
11.	Middle Tennessee	11-2	406	16
12.	Kent State	8-3	398	8
13.	College of Charleston	10-2	395	13
14.	BYU	10-3	299	14
15.	Northern Iowa	10-2	296	10
16.	VCU	9-3	282	20
17.	Denver	10-2	281	21
18.	George Mason	8-4	274	15
19.	Belmont	8-5	211	17
20.	Robert Morris	10-3	172	24
21.	Weber State	8-3	159	22
22.	Long Beach State	7-6	157	23
23.	South Dakota State	10-4	83	25
24.	Davidson	7-4	82	NR
25.	Wagner	8-3	80	NR

**OTHERS RECEIVING VOTES:** UC Santa Barbara 48, Oakland 37, Akron 21, Oral Roberts 17, Lamar 16, Loyola MD 14, Cal Poly 12, Georgia State 12, Coastal Carolina 11, Milwaukee 11, Ball State 10, Fairfield 10, Milwaukee 10, Yale 10, Butler 8, Lehigh 8, Buffalo 5, Southern Illinois 4 Norfolk State 2, Cal State Fullerton 1, Columbia 1, Missouri State 1.

per game a year ago.

## WARHAWKS PICKED SIXTH IN SUN BELT WEST DIVISION

ULM was picked to finish sixth in the West Division of the Sun Belt by its conference coaches. Arkansas State received 64 points and was picked to win the West, followed by UL-Lafayette (60), North Texas (50), Denver (40), UALR (26) and ULM (12).

Florida Atlantic got all but one first-place vote to earn the top spot in the East Division. The Owls were followed by Middle Tennessee (59), Western Kentucky (41), South Alabama (33), FIU (31) and Troy (17).

## FANT-EWING COURT GETS NEW LOOK

The court inside Fant-Ewing Coliseum will have a new look to it when the ULM men's and women's basketball teams begin play in November.

The court has been redesigned and repainted with a fresh look, which includes the primary ULM logo at center court and "Warhawks" on each baseline. It is the first major renovation to the court since the fall of 2006.

The redesign also accommodates the new women's 3-point line, which moves back a foot to 20 feet, 9 inches (the same as the men) and the addition of the charge circle underneath each basket.

Fant-Ewing Coliseum has received several upgrades since 2009, including a new scoreboard and new scorer's tables.

## MISC. STATS

Largest halftime lead .....	2, at Nicholls State (11/28/11)
Largest halftime deficit .....	22, at Ole Miss (11/11/11)
Largest halftime lead surrendered to lose .....	n/a
Largest halftime deficit overcome to win .....	n/a
Largest lead at any time .....	21, at Nicholls State (11/28/11)
Largest deficit at any time .....	29, at UNLV (12/19/11)
Largest lead surrendered to lose .....	8, at Mississippi State (11/21/11)
Largest deficit overcome to win .....	6, at Nicholls State (11/28/11)
Largest margin of victory .....	21, at Nicholls State (11/28/11)
Largest margin of defeat .....	23, at Tennessee (11/16/11)
Most points scored in a half .....	50 (second half), at Nicholls State (11/28/11)
Fewest points scored in a half .....	11, at Ole Miss (11/11/11)
Most points allowed in a half .....	52, at Tennessee (11/16/11)
Fewest points allowed in a half .....	24, at Southeastern La. (11/19/11)



## 2011-12 ROSTER

## NUMERICAL ROSTER

##	Name	Pos.	Cl.	Ht.	Wt.	Hometown (Previous School)
3	Marcelis Hansberry	G	So.	6-0	180	Jackson, Miss. (Provine HS)
4	R.J. McCray	G	So.	6-2	180	Arlington, Texas (Grace Prep Academy)
5	Christian Bibi Ndongo	F	Sr.	6-8	195	Yaounde, Cameroon (John Wood CC)
10	Trent Mackey	G	Fr.	6-3	180	Tampa, Fla. (Newsome HS)
11	Charles Winborne	G	So.	6-1	185	Shreveport, La. (Loyola-Chicago)
14	Ife Eke*	F	So.	6-7	210	Lagos, Nigeria (Northwest Rankin HS)
15	Steven McClellan	C	So.	6-7	250	Fresno, Calif. (Edison HS)
23	Reginald Smith	G	Fr.	6-0	160	Columbia, La. (Caldwell HS)
24	Hugh Mingo	G	Sr.	6-3	175	West Monroe, La. (South Plains CC)
33	D'Andre Martin	G	Fr.	6-2	195	Monroe, La. (Richwood HS)
35	Trey Lindsey	F	Fr.	6-6	205	Austin, Texas (Bowie HS)
41	Fabio Ribeiro	C	Sr.	6-10	250	Caetopolis, Brazil (New Mexico JC)
55	Fred Brown	G	Sr.	6-2	190	West Palm Beach, Fla. (Kansas State)

\*Will redshirt during the 2011-12 season

## ALPHABETICAL ROSTER

##	Name	Pos.	Cl.	Ht.	Wt.	Hometown (Previous School)
5	Christian Bibi Ndongo	F	Sr.	6-8	195	Yaounde, Cameroon (John Wood CC)
55	Fred Brown	G	Sr.	6-2	190	West Palm Beach, Fla. (Kansas State)
14	Ife Eke*	F	So.	6-7	210	Lagos, Nigeria (Northwest Rankin HS)
3	Marcelis Hansberry	G	So.	6-0	180	Jackson, Miss. (Provine HS)
35	Trey Lindsey	F	Fr.	6-6	205	Austin, Texas (Bowie HS)
10	Trent Mackey	G	Fr.	6-3	180	Tampa, Fla. (Newsome HS)
33	D'Andre Martin	G	Fr.	6-2	195	Monroe, La. (Richwood HS)
15	Steven McClellan	C	So.	6-7	250	Fresno, Calif. (Edison HS)
4	R.J. McCray	G	So.	6-2	180	Arlington, Texas (Grace Prep Academy)
24	Hugh Mingo	G	Sr.	6-3	175	West Monroe, La. (South Plains CC)
41	Fabio Ribeiro	C	Sr.	6-10	250	Caetopolis, Brazil (New Mexico JC)
23	Reginald Smith	G	Fr.	6-0	160	Columbia, La. (Caldwell HS)
11	Charles Winborne	G	So.	6-1	185	Shreveport, La. (Loyola-Chicago)

\*Will redshirt during the 2011-12 season

## COACHING STAFF

**Head Coach:** Keith Richard, second season at ULM**Assistant Coach:** Cord Wright, second season at ULM**Assistant Coach:** Brandon Roberts, second season at ULM

## PRONUNCIATION

Keith <b>RICHARD</b>	Re-CHARD
Christian <b>BIBI NDONGO</b>	be-be-DONGO
<b>IFE EKE</b>	if-E E-kay
Fabio <b>RIBEIRO</b>	rib-ARROW
<b>D'ANDRE</b> Martin	DEE-on-dre

## BY CLASS

Seniors .....	Fred Brown
.....	Hugh Mingo
.....	Fabio Ribeiro
.....	Christain Bibi Ndongo
Sophomores .....	Marcelis Hansberry
.....	R.J. McCray
.....	Charles Winborne
.....	Ife Eke
.....	Steven McClellan
Freshman .....	Trent Mackey
.....	Reginald Smith
.....	D'Andre Martin
.....	Trey Lindsey

## BY POSITION

Guard .....	Marcelis Hansberry
.....	R.J. McCray
.....	Trent Mackey
.....	Charles Winborne
.....	Reginald Smith
.....	Hugh Mingo
.....	D'Andre Martin
.....	Fred Brown
Forward .....	Christian Bibi Ndongo
.....	Ife Eke
.....	Trey Lindsey
Center .....	Steven McClellan
.....	Fabio Ribeiro

## BY HEIGHT

6-0 .....	Reginald Smith
.....	Marcelis Hansberry
6-1 .....	Charles Winborne
6-2 .....	Fred Brown
.....	R.J. McCray
.....	D'Andre Martin
6-3 .....	Hugh Mingo
.....	Trent Mackey
6-6 .....	Trey Lindsey
6-7 .....	Steven McClellan
.....	Ife Eke
6-8 .....	Christian Bibi Ndongo
6-10 .....	Fabio Ribeiro

## BY STATE

Louisiana .....	Charles Winborne
.....	Reginald Smith
.....	Hugh Mingo
.....	D'Andre Martin
Texas .....	R.J. McCray
.....	Trey Lindsey
Mississippi .....	Marcelis Hansberry
.....	Ife Eke
Florida .....	Fred Brown
.....	Trent Mackey
California .....	Steven McClellan
Brazil .....	Fabio Ribeiro
Cameroon .....	Christian Bibi Ndongo





## HEAD COACH KEITH RICHARD

Keith Richard returned to his alma mater to become ULM's seventh men's basketball head coach on April 22, 2010. Now in his second season, Richard seeks to restore the rich tradition of the ULM men's basketball program — something he knows very well.

Richard became the second ULM men's basketball coach — joining Mike Vining — to have also been a student-athlete and an assistant coach for the program. He was with the Warhawks in both capacities for six of the program's seven NCAA Tournament appearances in the 80s and 90s.

The Warhawks finished 7-24 in Richard's first season that was plagued by scholarship limits and youth. Despite the record, the Warhawks were competitive, losing seven games by six points or less. The season highlight came in an 82-75 victory at North Texas in the final week of the regular season. The Warhawks also took down Big Sky Tournament champion Northern Colorado 78-75 in Fant-Ewing Coliseum on Dec. 22.

As a student-athlete, Richard bridged the transition from Lenny Fant to Benny Hollis to Vining. He played on Fant's final team, played two seasons for Hollis and then completed his playing career on Vining's first team. ULM won three Trans-America Athletic Conference championships during his four years and advanced to the NCAA Tournament in 1982, the school's first-ever appearance, and the NIT in 1979. He twice led the team in assists and was team captain in 1980-81 and 1981-82.

Following his playing career, Richard spent two seasons as a graduate assistant at ULM (1984-86), assisting as his alma mater won the Southland Conference regular season and tournament titles in 1985, earning a trip to the NCAA Tournament.

Richard moved on to Marshall University for three years from 1986-89, helping the Thundering Herd win two Southern Conference crowns and a Southern Conference tournament title. Marshall participated in the 1987 NCAA Tournament and the 1988 NIT while Richard was on staff.

He returned to ULM for the 1989-90 season, spending five seasons as an assistant coach. In those five years, ULM won four Southland Conference regular season championships, four Southland Conference tournaments and made four appearances in the NCAA Tournament (1990, 1991, 1993, 1994). He departed in 1994 to join the staff at Louisiana Tech.

In his first season at Louisiana Tech, Richard helped the Bulldogs to the second biggest turnaround in the nation as they won 14 games after winning just two in the season prior to his arrival.

The following year Richard was promoted from assistant coach to associate head coach, spending three seasons in that capacity. He helped the Bulldogs reach the championship game of the Sun Belt Tournament in 1997, the school's first appearance in five seasons.

Richard became the head coach at Louisiana Tech prior to the 1998-99 season, guiding the Bulldogs for nine seasons. In his time at the helm of Louisiana Tech, Richard compiled a record of 150-117, the third-most wins in school history. In nine seasons, Richard had 11 players named all-conference, including three-time NCAA rebounding champion Paul Millsap, who went on to be drafted by the Utah Jazz. This season, Millsap will begin his fifth year with the Jazz.

During Richard's tenure at Louisiana Tech, the Bulldogs went on the road and won money games against the likes of Auburn, Baylor, Memphis (coached by John Calipari) and Texas Tech (coached by Bob Knight).

In his first season as head coach, Louisiana Tech won the Sun Belt regular season championship. Richard was named Sun Belt Conference Coach of the Year and two players, Lonnie Cooper and Craig Jackson, earned all-conference accolades.

The next year, Richard guided Louisiana Tech to a 21-win season, the school's first of three 20-plus win seasons under Richard. Gerrod Henderson and Jackson earned All-Sun Belt honors that year, with Henderson named the Sun Belt's Most Valuable Player.

In 2001-02, Louisiana Tech moved from the Sun Belt into the Western Athletic Conference, where Richard immediately turned the Bulldogs into a contender for the conference crown, posting a 22-10 overall record, 14-4 in conference play. Led by Henderson, who earned All-WAC honors, Richard's Bulldogs earned a berth in the NIT, where they defeated Louisiana-Lafayette and Vanderbilt before falling to Villanova.

Richard took the Bulldogs to the postseason again during the 2005-06 season as Louisiana Tech won 20 games and earned a trip to the NIT. That year, Millsap was named as an All-WAC performer for the third consecutive season while also leading the nation in rebounding for the third-straight season.

In nine years as the head coach at Louisiana Tech, Richard's teams posted a conference record of 90-60, going 32-14 in three seasons in Sun Belt and 58-46 in six years in the WAC. At ULM, Richard returns to the Sun Belt where he currently stands as the league's 10th winningest coach in conference games, with a .696 winning percentage.

Prior to returning to guide his alma mater, Richard spent the past two seasons as an assistant coach at LSU, where he helped the Tigers win the 2008-09 SEC regular season championship and reach the second round of the NCAA Tournament before losing to eventual national champion North Carolina.



### THE RICHARD FILE

**8-36 Record at ULM (second season)**  
**158-153 Career Record (11th season)**

#### COACHING HONORS

1999 Sun Belt Coach of the Year

Has been part of the coaching staff for seven NCAA Tournament and three NIT teams

#### COACHING CAREER

Season	School	Position	Record/Postseason
1984-85	ULM	Graduate Assistant	17-12
1985-86	ULM	Graduate Assistant	20-10/NCAA
1986-87	Marshall	Assistant Coach	25-6/NCAA
1987-88	Marshall	Assistant Coach	24-8/NIT
1988-89	Marshall	Assistant Coach	15-15
1989-90	ULM	Assistant Coach	22-8/NCAA
1990-91	ULM	Assistant Coach	25-8/NCAA
1991-92	ULM	Assistant Coach	19-10/NCAA
1992-93	ULM	Assistant Coach	26-5/NCAA
1993-94	ULM	Assistant Coach	19-9
1994-95	Louisiana Tech	Assistant Coach	14-13
1995-96	Louisiana Tech	Associate Head Coach	11-17
1996-97	Louisiana Tech	Associate Head Coach	15-14
1997-98	Louisiana Tech	Associate Head Coach	12-15
1998-99	Louisiana Tech	Head Coach	19-9
1999-00	Louisiana Tech	Head Coach	21-8
2000-01	Louisiana Tech	Head Coach	17-12
2001-02	Louisiana Tech	Head Coach	22-10/NIT
2002-03	Louisiana Tech	Head Coach	12-15
2003-04	Louisiana Tech	Head Coach	15-15
2004-05	Louisiana Tech	Head Coach	14-15
2005-06	Louisiana Tech	Head Coach	20-13/NIT
2006-07	Louisiana Tech	Head Coach	10-20
2008-09	LSU	Assistant Coach	27-8/NCAA
2009-10	LSU	Assistant Coach	11-20
2010-11	ULM	Head Coach	7-24
2011-12	ULM	Head Coach	1-12

#### PLAYING CAREER

Played for ULM from 1978-82; Coached by Lenny Fant, Benny Hollis & Mike Vining

1979 Atlantic Sun Tournament Champions, NIT

1980 Atlantic Sun Regular Season Champions

1982 Atlantic Sun Tournament Champions, NCAA

Two-time team captain ('81 & '82)

Led team in assists twice



**2011-12 ULM Men's Basketball**  
**ULM Combined Team Statistics (as of Dec 21, 2011)**  
**All games**

<b>RECORD:</b>	<b>OVERALL</b>	<b>HOME</b>	<b>AWAY</b>	<b>NEUTRAL</b>
ALL GAMES	1-12	0-5	1-7	0-0
CONFERENCE	0-0	0-0	0-0	0-0
NON-CONFERENCE	1-12	0-5	1-7	0-0

##	Player	gp-gs	min	avg	Total	3-Point	F-Throw	Rebounds										pts	avg
					fg-fga	fg%	3fg-fga	3fg%	ft-fa	ft%	off	def	tot	avg	pf	dq	a	to	blk
55	Brown, Fred	13-10	367	28.2	58-149	.389	23-62	.371	30-35	.857	9	22	31	2.4	22	1	33	33	0
11	Winborne, Charles	13-11	336	25.8	51-107	.477	22-50	.440	19-26	.731	5	24	29	2.2	15	0	28	18	1
15	McClellan, Steven	6-4	134	22.3	22-41	.537	0-0	.000	7-10	.700	16	26	42	7.0	26	4	2	13	4
24	Mingo, Hugh	13-7	274	21.1	41-101	.406	8-29	.276	10-20	.500	13	39	52	4.0	30	1	16	17	5
10	Mackey, Trent	13-8	312	24.0	34-77	.442	22-52	.423	5-6	.833	4	20	24	1.8	27	1	15	18	1
03	Hansberry, Marcelis	13-5	250	19.2	26-72	.361	2-18	.111	15-23	.652	6	22	28	2.2	16	0	20	12	1
41	Ribeiro, Fabio	13-7	225	17.3	20-54	.370	0-0	.000	7-11	.636	15	39	54	4.2	21	0	4	20	3
05	Bibi Ndongo, C.	11-6	210	19.1	12-29	.414	1-3	.333	14-23	.609	13	20	33	3.0	26	0	4	4	11
35	Lindsey, Trey	13-6	267	20.5	14-36	.389	5-16	.313	9-11	.818	7	25	32	2.5	46	4	16	11	0
04	McCray, R.J.	12-1	203	16.9	14-28	.500	1-5	.200	5-9	.556	3	20	23	1.9	9	0	15	14	2
23	Smith, Reginald	3-0	9	3.0	1-2	.500	0-0	.000	1-2	.500	0	0	0	0.0	0	0	0	0	0
33	Martin, D'Andre	4-0	13	3.3	0-4	.000	0-0	.000	0-1	.000	0	0	0	0.0	1	0	0	3	0
Team											25	27	52		1		5		
Total.....		13	2600		293-700	.419	84-235	.357	122-177	.689	116	284	400	30.8	240	11	153	168	28
Opponents.....		13	2600		313-681	.460	110-283	.389	186-260	.715	120	314	434	33.4	180	-	196	145	57

TEAM STATISTICS	ULM	OPP	Date	Opponent	Score	Att.
SCORING	792	922	11/11/11	at Ole Miss	L 38-60	5729
Points per game	60.9	70.9	11/14/11	INDIANA STATE	L 59-71	1236
Scoring margin	-10.0	-	11/16/11	at Tennessee	L 62-85	14751
FIELD GOALS-ATT	293-700	313-681	11/19/11	at Southeastern La.	L 60-63	877
Field goal pct	.419	.460	11-21-11	at Mississippi State	L 63-78	7547
3 POINT FG-ATT	84-235	110-283	11/26/11	HARDING	L 68-71	883
3-point FG pct	.357	.389	11/28/11	at Nicholls State	w 86-65	574
3-pt FG made per game	6.5	8.5	12/03/11	LOUISIANA TECH	L 71-73	2013
FREE THROWS-ATT	122-177	186-260	12/10/11	at Texas A&M	L 54-67	6875
Free throw pct	.689	.715	12/12/11	NICHOLLS STATE	L 70-82	1164
F-Throws made per game	9.4	14.3	12/15/11	NORTHWESTERN STATE	L 63-76	1278
REBOUNDS	400	434	12/19/11	at UNLV	L 63-81	11515
Rebounds per game	30.8	33.4	11-21-11	at Indiana State	L 35-50	5167
Rebounding margin	-2.6	-				
ASSISTS	153	196				
Assists per game	11.8	15.1				
TURNOVERS	168	145				
Turnovers per game	12.9	11.2				
Turnover margin	-1.8	-				
Assist/turnover ratio	0.9	1.4				
STEALS	65	84				
Steals per game	5.0	6.5				
BLOCKS	28	57				
Blocks per game	2.2	4.4				
ATTENDANCE	6574	53035				
Home games-Avg/Game	5-1315	8-6629				
Neutral site-Avg/Game	-	0-0				

\* - Conference game

Score by Periods	1st	2nd	Totals
ULM	341	451	792
Opponents	455	467	922



## INSIDE THE NUMBERS

## ULM BASKETBALL STATISTICAL BREAKDOWN

TEAM	GAMES	FG-FGA	PCT.	3F-3PA	PCT.	FT-FTA	PCT.	O-D	TOT	AVG.	FOUL	DQ	AST	AVG	TO	BLK	STL	PTS	AVG
OVERALL (1-12)	13	293-700	.419	84-235	.357	122-177	.689	116-284	400	30.8	240	11	153	11.8	168	28	65	792	60.9
HOME (0-5)	5	115-283	.406	36-91	.396	65-89	.730	51-115	166	33.2	100	7	63	12.6	66	14	21	331	66.2
AWAY (1-7)	8	178-417	.427	48-144	.333	57-88	.648	65-169	234	29.3	140	4	90	11.3	102	14	44	461	57.6
NEUTRAL																			
NON-CONF (1-12)	13	293-700	.419	84-235	.357	122-177	.689	116-284	400	30.8	240	11	153	11.8	168	28	65	792	60.9
CONFERENCE																			

## INSIDE THE NUMBERS

RECORD BY VENUE	2011-12 Overall	2011-12 Sun Belt	2010-11 Overall	2010-11 Sun Belt
Overall	1-12		7-24	2-14
Home (Fant-Ewing Coliseum)	0-5		4-9	0-8
Away	1-7		2-13	2-6
Neutral			1-2	0-0

RECORD BY HALFTIME	2011-12 Overall	2011-12 Sun Belt	2010-11 Overall	2010-11 Sun Belt
When ULM leads at halftime	1-0		5-3	0-2
When ULM trails at halftime	0-11		1-21	1-12
When ULM is tied at halftime	0-1		1-0	1-0

RECORD BY SCORING OFFENSE	2011-12 Overall	2011-12 Sun Belt	2010-11 Overall	2010-11 Sun Belt
When ULM scores 100+ points			0-0	0-0
When ULM scores 90-99 points			0-0	0-0
When ULM scores 80-89 points	1-0		2-0	1-0
When ULM scores 70-79 points	0-2		2-2	0-2
When ULM scores 60-69 points	0-6		2-8	1-5
When ULM scores 50-59 points	0-2		1-9	0-5
When ULM scores 40-49 points			0-3	0-1
When ULM scores 30-39 points	0-2		0-2	0-1

RECORD BY SCORING DEFENSE	2011-12 Overall	2011-12 Sun Belt	2010-11 Overall	2010-11 Sun Belt
When opponent scores 100+ points			0-0	0-0
When opponent scores 90-99 points			0-0	0-0
When opponent scores 80-89 points	0-3		0-5	0-4
When opponent scores 70-79 points	0-5		2-5	1-3
When opponent scores 60-69 points	1-3		2-13	1-7
When opponent scores 50-59 points	0-1		2-1	0-0
When opponent scores 40-49 points			1-0	0-0

OVERTIME RECORD	2011-12 Overall	2011-12 Sun Belt	2010-11 Overall	2010-11 Sun Belt
Overtime			0-0	0-0
Double Overtime			0-0	0-0
Triple Overtime			0-0	0-0

RECORD BY MONTH	2011-12 Overall	2011-12 Sun Belt	2010-11 Overall	2010-11 Sun Belt
November	1-6		2-5	0-0
December	0-6		2-5	0-1
January			2-7	1-7
February			1-6	1-6
March			0-1	0-0

## INSIDE THE NUMBERS

FIELD GOAL PERCENTAGE	2011-12	2010-11
When ULM leads in FG%, ULM is	1-0	4-1
When opponent leads in FG%, ULM is	0-12	3-22
When game ends tied in FG%, ULM is		0-0

3-POINT FIELD GOAL PERCENTAGE	2011-12	2010-11
When ULM leads in 3FG%, ULM is	1-6	4-7
When opponent leads in 3FG%, ULM is	0-6	3-16
When game ends tied in 3FG%, ULM is		0-0

FREE THROW PERCENTAGE	2011-12	2010-11
When ULM leads in FT%, ULM is	0-7	6-6
When opponent leads in FT%, ULM is	1-5	1-16
When game ends tied in FT%, ULM is		0-1

REBOUNDING	2011-12	2010-11
When ULM leads in rebounds, ULM is	1-4	3-9
When opponent leads in rebounds, ULM is	0-8	5-8
When game ends tied in rebounds, ULM is		2-1

ASSISTS	2011-12	2010-11
When ULM leads in assists, ULM is	1-2	4-1
When opponent leads in assists, ULM is	0-10	2-20
When game ends tied in assists, ULM is		1-2

BLOCKS	2011-12	2010-11
When ULM leads in blocks, ULM is	1-1	3-6
When opponent leads in blocks, ULM is	0-9	3-13
When game ends tied in blocks, ULM is	0-2	1-4

STEALS	2011-12	2010-11
When ULM leads in steals, ULM is	0-3	4-8
When opponent leads in steals, ULM is	0-9	1-12
When game ends tied in steals, ULM is	1-0	2-3

TURNOVERS	2011-12	2010-11
When ULM has more turnovers, ULM is	1-8	2-16
When opponent has more turnovers, ULM is	0-3	5-4
When game ends tied in turnovers, ULM is	0-1	0-3

FOULS	2011-12	2010-11
When ULM has more fouls, ULM is	1-10	4-16
When opponent has more fouls, ULM is	0-1	3-6
When game ends tied in fouls, ULM is	0-1	0-1





## WARHAWK STARTING LINE-UPS

Date	Opponent	W/L	Score	Starter	Total	Starter	Total	Starter	Total	Starter	Total	Starter	Total
N11	at Ole Miss	L	38-60	Bibi Ndongo	4	Ribeiro	5	Winborne	6	Mingo	2	Brown	7
N14	INDIANA STATE	L	59-71	Lindsey	3	Ribeiro	6	Mackey	8	Mingo	6	Brown	15
N16	at Tennessee	L	62-85	Lindsey	4	Ribeiro	8	Mackey	6	Winborne	6	Brown	18
N19	at Southeastern Louisiana	L	60-63	Bibi Ndongo	5	McCray	5	Mackey	2	Mingo	2	Brown	16
N21	at Mississippi State	L	63-78	Hansberry	13	Ribeiro	2	Mackey	5	Winborne	9	Brown	21
N26	HARDING	L	68-71	Hansberry	6	Ribeiro	4	Mingo	0	Winborne	18	Brown	17
N28	at Nicholls State	W	86-65	Hansberry	9	Bibi Ndongo	4	Mackey	12	Winborne	19	Lindsey	2
D3	LOUISIANA TECH	L	71-73	Hansberry	6	Ribeiro	2	Mackey	9	Winborne	15	Lindsey	4
D10	at Texas A&M	L	54-67	Bibi Ndongo	4	McClellan	4	Mingo	21	Winborne	4	Brown	7
D12	NICHOLLS STATE	L	70-82	Bibi Ndongo	0	McClellan	7	Mingo	11	Winborne	20	Brown	5
D15	NORTHWESTERN STATE	L	63-76	Bibi Ndongo	5	Ribeiro	0	Mingo	2	Winborne	13	Brown	14
D19	at UNLV	L	63-81	Lindsey	3	McClellan	16	Mackey	13	Winborne	4	Brown	12
D21	at Indiana State	L	35-50	Lindsey	0	McClellan	8	Mackey	6	Winborne	2	Hansberry	4
D29	WESTERN KENTUCKY*												
D31	ARKANSAS STATE*												
J5	at Florida Atlantic*												
J7	at FIU*												
J12	UALR*												
J14	NORTH TEXAS*												
J19	DENVER*												
J21	at Troy*												
J28	UL-LAFAYETTE*												
F2	at Arkansas State*												
F4	at UALR*												
F11	SOUTH ALABAMA*												
F16	at North Texas*												
F18	at Denver*												
F23	MIDDLE TENNESSEE*												
F25	at UL-Lafayette*												

## STARTERS VS. BENCH

Date	Opponent	W/L	Score	Starter Points			Bench Points		
				ULM	Opp.	Diff.	ULM	Opp.	Diff.
N11	at Ole Miss	L	38-60	24	52	-28	14	8	6
N14	INDIANA STATE	L	59-71	38	56	-18	21	15	6
N16	at Tennessee	L	62-85	42	52	-10	20	33	-13
N19	at Southeastern Louisiana	L	60-63	30	62	-32	30	1	29
N21	at Mississippi State	L	63-78	50	70	-20	13	8	5
N26	HARDING	L	68-71	45	43	2	23	28	-5
N28	at Nicholls State	W	86-65	46	43	3	40	22	18
D3	LOUISIANA TECH	L	71-73	36	35	1	35	38	-3
D10	at Texas A&M	L	54-67	40	58	-18	14	9	5
D12	NICHOLLS STATE	L	70-82	43	59	-16	27	23	4
D15	NORTHWESTERN STATE	L	63-76	34	42	-8	29	34	-5
D19	at UNLV	L	63-81	48	49	-1	15	32	-17
D21	at Indiana State	L	35-50	20	38	-18	15	12	3
D29	WESTERN KENTUCKY*								
D31	ARKANSAS STATE*								
J5	at Florida Atlantic*								
J7	at FIU*								
J12	UALR*								
J14	NORTH TEXAS*								
J19	DENVER*								
J21	at Troy*								
J28	UL-LAFAYETTE*								
F2	at Arkansas State*								
F4	at UALR*								
F11	SOUTH ALABAMA*								
F16	at North Texas*								
F18	at Denver*								
F23	MIDDLE TENNESSEE*								
F25	at UL-Lafayette*								
<b>TOTALS</b>				<b>496</b>	<b>659</b>	<b>-163</b>	<b>296</b>	<b>263</b>	<b>33</b>
<b>AVERAGES</b>				<b>38.2</b>	<b>50.7</b>	<b>-12.5</b>	<b>22.7</b>	<b>20.2</b>	<b>2.5</b>



## 2011-12 RESULTS

DATE	OPPONENT	RESULT	ATTENDANCE	TOP SCORER	REBOUNDS	ASSISTS	STEALS	BLOCKS
Nov. 11	at Ole Miss	L, 38-60	5,729	Brown (7)	Ribeiro (6)	Hansberry (4)	Four Players (1)	Two Players (1)
Nov. 14	INDIANA STATE	L, 59-71	1,236	Brown (15)	Brown (7)	Brown (5)	Bibi Ndongo (1)	Bibi Ndongo (2)
Nov. 16	at Tennessee	L, 62-85	14,751	Brown (18)	Ribeiro, Mingo (7)	Winborne (5)	Brown (2)	McCray (2)
Nov. 19	at Southeastern Louisiana	L, 60-63	877	Brown (16)	Hansberry (5)	Brown (6)	Brown (3)	Bibi Ndongo (1)
Nov. 21	at Mississippi State	L, 63-78	4,892	Brown (21)	Ribeiro, Mingo (5)	Mackey, McCray (3)	Brown, McCray (2)	Ribeiro (1)
Nov. 26	HARDING	L, 68-71	883	Winborne (18)	Bibi Ndongo (5)	Hansberry (5)	Hansberry (2)	Bibi Ndongo (4)
Nov. 28	at Nicholls State	W, 86-65	574	Winborne (19)	Ribeiro, Winborne (7)	McCray (4)	Three Players (1)	Bibi Ndongo (1)
Dec. 3	LOUISIANA TECH	L, 71-73	2,013	Brown (17)	Ribeiro (8)	Winborne (5)	Brown, Hansberry (1)	Two Players (1)
Dec. 10	at Texas A&M	L, 54-67	6,875	Mingo (21)	Mingo (9)	Mingo (5)	McClellan (3)	Ribeiro (1)
Dec. 12	NICHOLLS STATE	L, 70-82	1,164	Winborne (20)	McClellan (11)	Lindsey (4)	Mackey, Lindsey (1)	Two Players (1)
Dec. 15	NORTHWESTERN STATE	L, 63-76	1,278	Brown (14)	McClellan (9)	Brown (4)	Lindsey (2)	Three Players (1)
Dec. 19	at UNLV	L, 63-81	11,515	McClellan (16)	McClellan (7)	Brown (6)	Brown (4)	None
Dec. 21	at Indiana State	L, 35-50	5,167	McClellan (8)	McClellan, McCray (6)	Mingo (3)	McCray (2)	Bibi Ndongo (2)
Dec. 29	WESTERN KENTUCKY*							
Dec. 31	ARKANSAS STATE*							
Jan. 5	at Florida Atlantic*							
Jan. 7	at FIU*							
Jan. 12	UALR*							
Jan. 14	NORTH TEXAS*							
Jan. 19	DENVER*							
Jan. 21	at Troy*							
Jan. 28	UL-LAFAYETTE*							
Feb. 2	at Arkansas State*							
Feb. 4	at UALR*							
Feb. 11	SOUTH ALABAMA*							
Feb. 16	at North Texas*							
Feb. 18	at Denver*							
Feb. 23	MIDDLE TENNESSEE*							
Feb. 25	at UL-Lafayette*							

\* denotes Sun Belt Conference game

RECORD	OVERALL	HOME	AWAY	NEUTRAL
All Games	1-12	0-5	1-7	0-0
Sun Belt Games	0-0	0-0	0-0	0-0
Non-Conference Games	1-12	0-5	1-7	0-0



## POINTS, REBOUNDS, ASSISTS

DATE	OPPONENT	RESULT	3 • HANSBERRY	4 • MCCRAY	5 • BIBI NDONGO	10 • MACKEY	11 • WINBORNE	15 • MCCLELLAN
Nov. 11	at Ole Miss	L, 38-60	0-1-4	6-4-0	4-5-0	5-5-2	6-2-3	DNP
Nov. 14	INDIANA STATE	L, 59-71	5-0-0	4-3-0	0-2-1	8-2-0	12-0-1	DNP
Nov. 16	at Tennessee	L, 62-85	4-2-2	5-0-1	DNP	6-1-1	6-2-5	DNP
Nov. 19	at Southeastern Louisiana	L, 60-63	11-5-2	5-0-1	5-2-0	2-0-0	15-3-3	DNP
Nov. 21	at Mississippi State	L, 63-78	13-2-0	2-2-3	DNP	5-3-3	9-4-0	DNP
Nov. 26	HARDING	L, 68-71	6-3-5	2-0-0	5-5-1	13-1-3	18-0-4	DNP
Nov. 28	at Nicholls State	W, 86-65	9-3-1	2-0-4	4-2-0	12-0-0	19-7-2	DNP
Dec. 3	LOUISIANA TECH	L, 71-73	6-3-2	0-0-0	10-5-0	9-1-4	15-3-5	6-7-0
Dec. 10	at Texas A&M	L, 54-67	2-2-1	0-1-0	4-3-0	0-0-0	4-1-3	4-2-0
Dec. 12	NICHOLLS STATE	L, 70-82	6-4-3	6-3-2	0-0-0	8-3-1	20-3-2	7-11-0
Dec. 15	NORTHWESTERN STATE	L, 63-76	3-0-0	0-4-2	5-4-2	8-2-0	13-2-0	10-9-2
Dec. 19	at UNLV	L, 63-81	0-1-0	DNP	0-1-0	13-3-1	4-2-0	16-7-0
Dec. 21	at Indiana State	L, 35-50	4-2-0	2-6-2	2-4-0	6-3-0	2-0-0	8-6-0
Dec. 29	WESTERN KENTUCKY*							
Dec. 31	ARKANSAS STATE*							
Jan. 5	at Florida Atlantic*							
Jan. 7	at FIU*							
Jan. 12	UALR*							
Jan. 14	NORTH TEXAS*							
Jan. 19	DENVER*							
Jan. 21	at Troy*							
Jan. 28	UL-LAFAYETTE*							
Feb. 2	at Arkansas State*							
Feb. 4	at UALR*							
Feb. 11	SOUTH ALABAMA*							
Feb. 16	at North Texas*							
Feb. 18	at Denver*							
Feb. 23	MIDDLE TENNESSEE*							
Feb. 25	at UL-Lafayette*							

DATE	OPPONENT	RESULT	23 • SMITH	24 • MINGO	33 • MARTIN	35 • LINDSEY	41 • RIBEIRO	55 • BROWN
Nov. 11	at Ole Miss	L, 38-60	DNP	2-0-0	DNP	3-4-0	5-6-1	7-1-1
Nov. 14	INDIANA STATE	L, 59-71	DNP	6-5-0	DNP	3-6-2	6-4-1	15-7-5
Nov. 16	at Tennessee	L, 62-85	0-0-0	11-7-4	0-0-0	4-4-0	8-7-0	18-1-2
Nov. 19	at Southeastern Louisiana	L, 60-63	DNP	2-1-0	DNP	2-4-0	2-3-0	16-3-6
Nov. 21	at Mississippi State	L, 63-78	0-0-0	9-5-1	DNP	2-1-2	2-5-0	21-2-2
Nov. 26	HARDING	L, 68-71	DNP	0-1-0	0-0-0	3-2-1	4-4-0	17-1-1
Nov. 28	at Nicholls State	W, 86-65	DNP	13-4-1	DNP	2-3-3	10-7-1	15-3-3
Dec. 3	LOUISIANA TECH	L, 71-73	DNP	2-6-2	DNP	4-0-0	2-8-0	17-5-2
Dec. 10	at Texas A&M	L, 54-67	DNP	21-9-5	DNP	6-0-0	6-7-1	7-0-1
Dec. 12	NICHOLLS STATE	L, 70-82	DNP	11-7-0	DNP	5-2-4	2-2-0	5-3-0
Dec. 15	NORTHWESTERN STATE	L, 63-76	3-0-0	2-2-0	0-0-0	5-2-1	0-1-0	14-0-4
Dec. 19	at UNLV	L, 63-81	DNP	15-3-0	DNP	3-3-3	0-0-0	12-3-6
Dec. 21	at Indiana State	L, 35-50	DNP	6-2-3	DNP	0-1-0	0-0-0	5-2-0
Dec. 29	WESTERN KENTUCKY*							
Dec. 31	ARKANSAS STATE*							
Jan. 5	at Florida Atlantic*							
Jan. 7	at FIU*							
Jan. 12	UALR*							
Jan. 14	NORTH TEXAS*							
Jan. 19	DENVER*							
Jan. 21	at Troy*							
Jan. 28	UL-LAFAYETTE*							
Feb. 2	at Arkansas State*							
Feb. 4	at UALR*							
Feb. 11	SOUTH ALABAMA*							
Feb. 16	at North Texas*							
Feb. 18	at Denver*							
Feb. 23	MIDDLE TENNESSEE*							
Feb. 25	at UL-Lafayette*							



## GAME-BY-GAME TEAM STATISTICS

DATE	GAME	W/L	SCORE	FG-FGA	PCT.	3F-3PA	PCT.	FT-FTA	PCT.	O-D	TOT	F/EJ	A	TO	BLK	STL	1ST	2ND	OT	OT	TP
N11	ULM	L	38	14-49	.286	3-15	.200	7-18	.389	6-28	34	20/0	11	18	2	4	11	27	-	-	38
	at Ole Miss		60	19-57	.333	5-26	.192	17-27	.630	13-35	48	16/0	8	15	8	8	33	27	-	-	60
N14	ULM	L	59	21-57	.368	9-19	.474	8-10	.800	8-25	33	13/1	10	11	3	1	26	33	-	-	59
	Indiana State		71	27-60	.450	8-20	.400	9-11	.818	9-27	36	11/0	14	5	8	6	34	37	-	-	71
N16	ULM	L	62	24-56	.429	8-19	.421	6-8	.750	3-24	27	19/1	15	11	4	6	33	29	-	-	62
	at Tennessee		85	30-67	.448	11-29	.379	14-20	.700	17-29	46	11/0	20	11	5	7	33	52	-	-	85
N19	ULM	L	60	25-56	.446	5-19	.263	5-7	.714	6-18	24	15/0	12	9	1	8	27	33	-	-	60
	at Southeastern La.		63	22-44	.500	8-15	.533	11-18	.611	8-27	35	8/0	13	16	5	2	39	24	-	-	63
N21	ULM	L	63	25-51	.490	6-16	.375	7-9	.778	5-21	26	9/0	11	14	1	6	26	37	-	-	63
	at Mississippi State		78	31-61	.500	10-27	.370	6-8	.750	10-22	32	9/0	20	8	3	8	31	47	-	-	78
N26	ULM	L	68	26-57	.456	11-24	.458	5-6	.833	3-17	20	19/0	15	10	4	8	24	44	-	-	68
	Harding		71	23-46	.500	9-19	.474	16-19	.842	6-27	33	7/0	16	18	3	2	40	31	-	-	71
N28	ULM	W	86	31-50	.620	12-21	.571	12-19	.632	10-23	33	20/0	15	8	1	3	36	50	-	-	86
	at Nicholls State		65	21-44	.477	9-22	.409	14-18	.778	2-15	17	16/1	12	6	0	3	34	31	-	-	65
D3	ULM	L	71	23-57	.404	6-17	.353	19-23	.826	14-26	40	21/2	15	17	2	2	29	42	-	-	71
	Louisiana Tech		73	26-61	.426	8-24	.333	13-18	.722	11-19	30	23/1	14	10	4	8	32	41	-	-	73
D10	ULM	L	54	22-59	.373	5-24	.208	5-5	1.000	12-17	29	20/1	11	11	1	6	27	27	-	-	54
	at Texas A&M		67	22-48	.458	5-13	.385	18-23	.783	11-25	36	13/0	15	12	1	8	38	29	-	-	67
D12	ULM	L	70	25-65	.385	8-22	.364	12-21	.571	17-25	42	23/1	12	13	2	2	25	45	-	-	70
	Nicholls State		82	27-54	.500	5-17	.294	23-32	.719	9-26	35	19/0	17	8	3	6	37	45	-	-	82
D15	ULM	L	63	20-47	.426	2-9	.222	21-29	.724	9-22	31	24/3	11	15	3	8	35	28	-	-	63
	Northwestern State		76	23-50	.460	13-28	.464	17-27	.630	7-22	29	22/0	15	13	6	12	45	31	-	-	76
D19	ULM	L	63	23-51	.451	6-16	.375	11-14	.786	15-17	32	18/1	10	19	0	7	27	36	-	-	63
	at UNLV		81	25-43	.581	14-23	.609	17-25	.680	7-15	22	14/0	20	12	7	11	37	44	-	-	81
D21	ULM	L	35	14-45	.311	3-14	.214	4-8	.500	8-21	29	19/1	5	12	4	4	15	20	-	-	35
	at Indiana State		50	17-46	.370	5-20	.250	11-14	.786	10-25	35	11/0	12	11	4	3	22	28	-	-	50
D29	ULM																				
	Western Kentucky*																				
D31	ULM																				
	Arkansas State*																				
J5	ULM																				
	at Florida Atlantic*																				
J7	ULM																				
	at FIU*																				
J12	ULM																				
	UALR*																				
J14	ULM																				
	North Texas*																				
J19	ULM																				
	Denver*																				
J21	ULM																				
	at Troy*																				
J28	ULM																				
	UL-Lafayette*																				
F2	ULM																				
	at Arkansas State*																				
F4	ULM																				
	at UALR*																				
F11	ULM																				
	South Alabama*																				
F16	ULM																				
	at North Texas*																				
F18	ULM																				
	at Denver*																				
F23	ULM																				
	Middle Tennessee*																				
F25	ULM																				
	at UL-Lafayette*																				

\* denotes Sun Belt Conference game



## HIGHS/LOWS

## ULM GAME HIGHS

Points.....	86, at Nicholls State (11/28)
Field Goals.....	31, at Nicholls State (11/28)
Field-Goal Attempts.....	65, vs. Nicholls State (12/12)
Field-Goal Pct.....	.620 (31-50), at Nicholls State (11/28)
3-Point Field Goals.....	12, at Nicholls State (11/28)
3-Points Field-Goal Attempts.....	23, vs. Harding (11/26)
3-Point Field-Goal Pct.....	.571 (12-21), at Nicholls State (11/28)
Free Throws.....	21, vs. Northwestern State (12/15/11)
Free-Throw Attempts.....	29, vs. Northwestern State (12/15/11)
Free-Throw Pct.....	.833 (5-6), vs. Harding (11/26)
Rebounds.....	42, vs. Nicholls State (12/12)
Assists.....	15, at Tennessee (11/16)
.....	15, vs. Harding (11/26)
.....	15, at Nicholls State (11/28)
.....	15, vs. Louisiana Tech (12/3)
Turnovers.....	19, at UNLV (12/19)
Blocked Shots.....	4, at Tennessee (11/16)
.....	4, vs. Harding (11/26)
.....	4, at Indiana State (12/21)
Steals.....	8, at Southeastern La. (11/19)
.....	8, vs. Harding (11/26)
.....	8, vs. Northwestern State (12/15/11)

## ULM GAME LOWS

Points.....	35, at Indiana State (12/21)
Field Goals.....	14, at Ole Miss (11/11)
.....	14, at Indiana State (12/21)
Field-Goal Attempts.....	45, at Indiana State (12/21)
Field-Goal Pct.....	.286 (14-49), at Ole Miss (11/11)
3-Point Field Goals.....	2, vs. Northwestern State (12/15/11)
3-Points Field-Goal Attempts.....	9, vs. Northwestern State (12/15/11)
3-Point Field-Goal Pct.....	.200 (3-15), at Ole Miss (11/11)
Free Throws.....	4, at Indiana State (12/21)
Free-Throw Attempts.....	6, vs. Harding (11/26)
Free-Throw Pct.....	.389 (7-18), at Ole Miss (11/11)
Rebounds.....	20, vs. Harding (11/26)
Assists.....	10, vs. Indiana State (11/14)
.....	10, at UNLV (12/19)
Turnovers.....	8, at Nicholls State (11/28)
Blocked Shots.....	0, at UNLV (12/19)
Steals.....	1, vs. Indiana State (11/14)

## ULM INDIVIDUAL PERFORMANCES

## POINTS

21.....	Fred Brown, at Mississippi State (11/21)
21.....	Hugh Mingo, at Texas A&M (12/10)
20.....	Charles Winborne, vs. Nicholls State (12/12)
19.....	Charles Winborne, at Nicholls State (11/28)
18.....	Fred Brown, at Tennessee (11/16)
18.....	Charles Winborne, vs. Harding (11/26)
17.....	Fred Brown, vs. Harding (11/26)
17.....	Fred Brown, vs. Louisiana Tech (12/3)
16.....	Fred Brown, at Southeastern La. (11/19)
16.....	Steven McClellan, at UNLV (12/19)

## REBOUNDS

11.....	Steven McClellan, vs. Nicholls State (12/12)
9.....	Hugh Mingo, at Texas A&M (12/10)
9.....	Steven McClellan, vs. Northwestern State (12/15/11)
8.....	Fabio Ribeiro, vs. Louisiana Tech (12/3)
7.....	Fabio Ribeiro, at Tennessee (11/16)
7.....	Hugh Mingo, at Tennessee (11/16)
7.....	Fred Brown, vs. Indiana State (11/14)
7.....	Charles Winborne, at Nicholls State (11/28)
7.....	Fabio Ribeiro, at Nicholls State (11/28)
7.....	Steven McClellan, vs. Louisiana Tech (12/3)
7.....	Fabio Ribeiro, at Texas A&M (12/10)
7.....	Hugh Mingo, vs. Nicholls State (12/12)
7.....	Steven McClellan, at UNLV (12/19)

## ASSISTS

6.....	Fred Brown, at Southeastern La. (11/19)
6.....	Fred Brown, at UNLV (12/19)
5.....	Charles Winborne, at Tennessee (11/16)
5.....	Fred Brown, vs. Indiana State (11/14)
5.....	Marcelis Hansberry, vs. Harding (11/26)
5.....	Charles Winborne, vs. Louisiana Tech (12/3)
5.....	Hugh Mingo, at Texas A&M (12/10)

## STEALS

4.....	Fred Brown, at UNLV (12/19)
3.....	Fred Brown, at Southeastern La. (11/19)
3.....	Steven McClellan, at Texas A&M (12/10)

## BLOCKED SHOTS

4.....	Christian Bibi Ndongo, vs. Harding (11/26)
2.....	Christian Bibi Ndongo, vs. Indiana State (11/14)
2.....	R.J. McCray, at Tennessee (11/16)

## 3-POINT FIELD GOALS

4.....	Fred Brown, at Tennessee (11/16)
4.....	Charles Winborne, vs. Indiana State (11/14)
4.....	Trent Mackey, at Nicholls State (11/28)
4.....	Fred Brown, vs. Louisiana Tech (12/3)

## FREE THROWS

6.....	Fred Brown, at UNLV (12/19)
5.....	Fred Brown, vs. Indiana State (11/14)
5.....	Fred Brown, vs. Louisiana Tech (12/3)





## THE LAST TIME...

### The last time ULM...

Played a ranked opponent .....	L, 63-81, at No. 21 UNLV (12/19/11)
Won in the last second .....	vs. UL-Lafayette (3/6/10)
Lost in the last second .....	71-73, vs. Louisiana Tech (12/3/11)
Played in overtime .....	at UALR (12/31/08)
Won an overtime game .....	at Iowa, 72-67 (11/30/07)
Lost an overtime game .....	at UALR, 87-95 (12/31/08)
Scored 100 points or more points .....	105, vs. Alcorn State (11/27/07)
Scored 90 points or more points .....	99, vs. U of the Southwest (12/28/09)
Scored 80 or more points .....	86, at Nicholls State (11/28/11)
Scored fewer than 50 points .....	38, at Ole Miss (11/11/11)
Had four double-digit scorers .....	at UNLV (12/19/11)
Had five double-digit scorers .....	at Nicholls State (11/28/11)
Had no double-digit scorers .....	at Ole Miss (11/11/11)
Had more than 20 assists .....	20, vs. Union College (1/4/11)
Had fewer than 10 assists .....	8, at Denver (2/17/11)
Had more than 10 blocks .....	10, vs. William Carey (12/2/06)
Had more than 10 steals .....	10, at Middle Tennessee (2/3/11)
Had more than 20 turnovers .....	26, at Iowa (11/16/10)
Had fewer than 10 turnovers .....	8, at Nicholls State (11/28/11)
Made more than 30 field goals .....	31, at Nicholls State (11/28/11)
Made more than 40 field goals .....	41, vs. Texas College (12/22/03)
Made more than 50 field goals .....	51, vs. Georgia Southern (1978-79)
Shot over 50 pct from field .....	.620 (31-50), at Nicholls State (11/28/11)
Shot over 60 pct from field .....	.620 (31-50), at Nicholls State (11/28/11)
Shot less than 40 pct from field .....	.385 (25-65), vs. Nicholls State (12/12/11)
Made more than 10 3-pointers .....	12, at Nicholls State (11/28/11)
Made more than 15 3-pointers .....	15, vs. Middle Tennessee (1/24/08)
Shot over 50 pct from 3 .....	.571 (12-21), at Nicholls State (11/28/11)
Shot over 60 pct from 3 .....	.615 (8-13), at UL-Lafayette (1/22/11)
Shot less than 30 pct from 3 .....	.222 (2-9), vs. Northwestern State (12/15/11)
Made more than 20 free throws .....	21, vs. Northwestern State (12/15/11)
Made more than 30 free throws .....	30, vs. Troy (12/31/09)
Shot over 80 pct free throws .....	.826 (19-23), vs. Louisiana Tech (12/3/11)
Shot over 90 pct free throws .....	1.000 (5-5), at Texas A&M (12/10/11)

### The last time a ULM player...

Had a double-double (pts-rbs) .....	Tommie Sykes (18 pts and 12 rbs), at North Texas (2/19/11)
Had a double-double (pts-asts) .....	Tony Hooper (12 pts and 14 assts), vs. Lamar (2/25/06)
Had 20 points or more .....	Charles Winborne (20), vs. Nicholls State (12/12/11)
Had 30 points or more .....	Tommie Sykes (32), vs. Union College (1/4/11)
Had 40 points or more .....	Henry Steele (40), vs. Louisiana College (1970-71)
Had 50 points or more .....	Glynn Saulters (51), vs. Nicholls State (1967-68)
Had 10 or more rebounds .....	Steven McClellan (11), vs. Nicholls State (12/12/11)
Had 15 or more rebound .....	Lance Brasher (17), vs. Middle Tennessee (1/24/08)
Had 20 or more rebounds .....	Terry Martin (22), vs. Dayton (11/3/83)
Had 10 or more assists .....	Tony Hooper (14), vs. Lamar (2/25/06)
Had five or more steals .....	Hugh Mingo (7), vs. Centenary (12/11/10)
Had 10 or more steals .....	Arthur Hayes (10), vs. McNeese State (1983)
Had five or more blocks .....	Rudy Turner (6), vs. Western Kentucky (2/4/10)



## 3 MARCELIS HANSBERRY

Sophomore • Guard • 6-0 • 180  
Jackson, Miss. • Provine High School

**2011-12**

- Had a team-high four assists against Ole Miss (Nov. 11).
- Scored 11 points and led the team five rebounds at Southeastern La. (Nov. 19).
- Got his first start of the season at Mississippi State (Nov. 21), scoring a season-best 13 points on 6-of-13 shooting.
- Tied his career high with five assists against Harding (Nov. 26).
- Recorded the first block of his career against Nicholls State (Dec. 12).

**2010-11**

- Appeared in 26 games, making seven starts last season.
- Record double figures in scoring twice in 2010-11.
- Had a career-best 15 points at UL-Lafayette (Jan. 22).
- Notched 13 points and three assists against Northern Colorado (Dec. 22).
- Had a season-best five assists against Centenary (Dec. 11).
- Averaged 7.0 points and 3.8 assists in his seven starts.

**SEASON/CAREER HIGHS****Points**

Season: 13, at Mississippi State (11/21/11)  
Career: 15, at UL-Lafayette (1/22/11)

**Field Goals**

Season: 6, at Mississippi State (11/21/11)  
Career: 6 (twice)

**Field Goal Attempts**

Season: 13, at Mississippi State (11/21/11)  
Career: 13, at Mississippi State (11/21/11)

**3-Point Field Goals**

Season: 1 (twice)  
Career: 2, at UL-Lafayette (1/22/11)

**3-Point Attempts**

Season: 3, vs. Harding (11/26/11)  
Career: 3 (four times)

**Free Throws**

Season: 3, vs. Northwestern State (12/15/11)  
Career: 5, vs. Centenary (12/11/10)

**Free Throw Attempts**

Season: 4, vs. Northwestern State (12/15/11)  
Career: 8, vs. Centenary (12/11/10)

**Rebounds**

Season: 5, at Southeastern La. (11/19/11)  
Career: 5 (twice)

**Offensive Rebounds**

Season: 2, at Southeastern La. (11/19/11)  
Career: 2, at Southeastern La. (11/19/11)

**Defensive Rebounds**

Season: 3 (three times)  
Career: 5, at Kent State (12/2/10)

**Assists**

Season: 5, vs. Harding (11/26/11)  
Career: 5 (three times)

**Turnovers**

Season: 2 (three times)  
Career: 3 (five times)

**Blocks**

Season: 1, vs. Nicholls State (12/12/11)  
Career: 1, vs. Nicholls State (12/12/11)

**Steals**

Season: 2, vs. Harding (11/26/11)  
Career: 4, at Iowa (11/16/10)

**Minutes**

Season: 33 (twice)  
Career: 36, at Iowa (11/16/10)

**MISCELLANEOUS STATS**

	11-12	Career
Double-figure Points:	2	4
Double-figure Rebounds:	0	0
20-Plus Points	0	0
30-Plus Points	0	0
Led Team in Scoring:	0	0
Led Team in Rebounding	1	1
Led Team in Assists	3	10
Led Team in Blocks	1	1
Led Team in Steals	3	6
Double-Doubles:	0	0

**2011-12 SEASON GAME-BY-GAME**

Date	Opponent	gs	min	fg-a	3fg-a	ft-a	o-d-t	pf	a	to	blk	stl	pts
Nov. 11	at Ole Miss		15	0-2	0-0	0-0	0-1-1	1	4	2	0	1	0
Nov. 14	Indiana State		10	2-4	0-2	1-1	0-0-0	0	0	1	0	0	5
Nov. 16	at Tennessee		19	2-5	0-1	0-0	1-1-2	1	2	0	0	0	4
Nov. 19	at Southeastern Louisiana		25	4-8	1-2	2-3	2-3-5	4	2	1	0	1	11
Nov. 21	at Mississippi State	*	33	6-13	0-2	1-2	0-2-2	1	0	0	0	1	13
Nov. 26	Harding	*	33	2-6	0-3	2-3	0-3-3	1	5	2	0	2	6
Nov. 28	at Nicholls State	*	24	4-7	1-1	0-1	0-3-3	3	1	0	0	1	9
Dec. 3	Louisiana Tech	*	19	2-9	0-2	2-2	3-0-3	2	2	2	0	1	6
Dec. 10	at Texas A&M		10	1-4	0-1	0-0	0-2-2	0	1	0	0	0	2
Dec. 12	Nicholls State		32	2-8	0-2	2-5	0-4-4	3	3	2	1	0	6
Dec. 15	Northwestern State		7	0-2	0-1	3-4	0-0-0	0	0	0	0	1	3
Dec. 19	at UNLV		10	0-1	0-1	0-0	0-1-1	0	0	1	0	0	0
Dec. 21	at Indiana State	*	13	1-3	0-0	2-2	0-2-2	0	0	1	0	0	4
Dec. 29	Western Kentucky												
Dec. 31	Arkansas State												
Jan. 5	at Florida Atlantic												
Jan. 7	at FIU												
Jan. 12	UALR												
Jan. 14	North Texas												
Jan. 19	Denver												
Jan. 21	at Troy												
Jan. 28	UL-Lafayette												
Feb. 2	at Arkansas State												
Feb. 4	at UALR												
Feb. 11	South Alabama												
Feb. 16	at North Texas												
Feb. 18	at Denver												
Feb. 23	Middle Tennessee												
Feb. 25	at UL-Lafayette												

**HANSBERRY'S CAREER STATISTICS**

YEAR	GP-GS	MIN/AVG	FG-A	PCT	3FG-A	PCT	FT-A	PCT	OFF-DEF-TOT	AVG	PF-FO	AST	TO	BLK	STL	PTS	AVG
2010-11	26-7	451/17.3	36-103	.350	8-34	.235	21-30	.700	5-30-35	1.3	36-0	45	38	0	11	101	3.9
2011-12	13-5	250/19.2	26-72	.361	2-18	.111	15-23	.652	6-22-28	2.2	16-0	20	12	1	8	69	5.3
<b>TOTAL</b>	<b>39-12</b>	<b>701/18.0</b>	<b>62-175</b>	<b>.354</b>	<b>10-52</b>	<b>.192</b>	<b>36-53</b>	<b>.679</b>	<b>11-52-63</b>	<b>1.6</b>	<b>52-0</b>	<b>65</b>	<b>50</b>	<b>1</b>	<b>19</b>	<b>170</b>	<b>4.4</b>



## 4 R.J. McCRAY

Sophomore • Guard • 6-2 • 180  
Arlington, Texas • Grace Prep Academy

**2011-12**

- Played in a season-high 23 minutes at Tennessee (Nov. 16), scoring five points and recording two blocks.
- Made his first start of the season at Southeastern La. (Nov. 19), scoring five points on 2-of-5 shooting.
- Had three assists at Mississippi State (Nov. 21).
- Tied his career high with four assists at Nicholls State (Nov. 28).

**2010-11**

- Appeared in 23 games, making three starts.
- Averaged 3.0 points and 0.9 rebounds per game.
- Came on strong, averaging 7.0 points over the final six games.
- Shot 41.8 percent from the field (23-of-58), 36.8 percent from 3-point range (7-of-19) and 59.3 percent from the free-throw line (16-of-27).
- Scored in double figures three times
- Had a season-best 12 points, including a pair of 3-pointers, against Arkansas State (Feb. 10).
- Tied his season high with 12 points against Western Kentucky (March 5) in the Sun Belt Tournament.

**SEASON/CAREER HIGHS****Points**

Season: 6 (twice)  
Career: 12 (twice)

**Field Goals**

Season: 3, at Ole Miss (11/11/11)  
Career: 4, vs. Arkansas State (2/10/11)

**Field Goal Attempts**

Season: 4, vs. Indiana State (11/14/11)  
Career: 8, vs. UL-Lafayette (2/26/11)

**3-Point Field Goals**

Season: 1, at Southeastern La. (11/19/11)  
Career: 2 (three times)

**3-Point Attempts**

Season: 4, at Southeastern La. (11/19/11)  
Career: 5, vs. UL-Lafayette (2/26/11)

**Free Throws**

Season: 2 (twice)  
Career: 4 (twice)

**Free Throw Attempts**

Season: 3, vs. Nicholls State (12/12/11)  
Career: 5, vs. Western Kentucky (3/5/11)

**Rebounds**

Season: 6, at Indiana State (12/21/11)  
Career: 6, at Indiana State (12/21/11)

**Offensive Rebounds**

Season: 1 (twice)  
Career: 1 (eight times)

**Defensive Rebounds**

Season: 6, at Indiana State (12/21/11)  
Career: 6, at Indiana State (12/21/11)

**Assists**

Season: 4, at Nicholls State (11/28/11)  
Career: 4 (twice)

**Turnovers**

Season: 4, at Tennessee (11/16/11)  
Career: 4, at Tennessee (11/16/11)

**Blocks**

Season: 2, at Tennessee (11/16/11)  
Career: 2, at Tennessee (11/16/11)

**Steals**

Season: 2 (twice)  
Career: 2 (twice)

**Minutes**

Season: 34, at Indiana State (12/21/11)  
Career: 34, at Indiana State (12/21/11)

**MISCELLANEOUS STATS**

	11-12	Career
Double-figure Points:	0	3
Double-figure Rebounds:	0	0
20-Plus Points	0	0
30-Plus Points	0	0
Led Team in Scoring:	0	0
Led Team in Rebounding	1	1
Led Team in Assists	1	3
Led Team in Blocks	1	4
Led Team in Steals	1	2
Double-Doubles:	0	0

**2011-12 SEASON GAME-BY-GAME**

Date	Opponent	gs	min	fg-a	3fg-a	ft-a	o-d-t	pf	a	to	blk	stl	pts
Nov. 11	at Ole Miss		17	3-3	0-0	0-2	1-3-4	1	0	2	0	0	6
Nov. 14	Indiana State		18	2-4	0-0	0-0	1-2-3	0	0	0	0	0	4
Nov. 16	at Tennessee		23	2-3	0-0	1-2	0-0-0	1	1	4	2	1	5
Nov. 19	at Southeastern Louisiana	*	13	2-5	1-4	0-0	0-0-0	1	1	0	0	0	5
Nov. 21	at Mississippi State		22	1-2	0-0	0-0	0-2-2	1	3	2	0	2	2
Nov. 26	Harding		16	1-2	0-0	0-0	0-0-0	0	0	0	0	0	2
Nov. 28	at Nicholls State		15	1-1	0-0	0-0	0-0-0	0	4	0	0	0	2
Dec. 3	Louisiana Tech		2	0-0	0-0	0-0	0-0-0	0	0	1	0	0	0
Dec. 10	at Texas A&M		2	0-0	0-0	0-0	0-1-1	0	0	1	0	0	0
Dec. 12	Nicholls State		22	2-5	0-1	2-3	0-3-3	4	2	0	0	0	6
Dec. 15	Northwestern State		19	0-1	0-0	0-0	1-3-4	0	2	1	0	1	0
Dec. 19	at UNLV		Did Not Play										
Dec. 21	at Indiana State		34	0-2	0-0	2-2	0-6-6	1	2	3	0	2	2
Dec. 29	Western Kentucky												
Dec. 31	Arkansas State												
Jan. 5	at Florida Atlantic												
Jan. 7	at FIU												
Jan. 12	UALR												
Jan. 14	North Texas												
Jan. 19	Denver												
Jan. 21	at Troy												
Jan. 28	UL-Lafayette												
Feb. 2	at Arkansas State												
Feb. 4	at UALR												
Feb. 11	South Alabama												
Feb. 16	at North Texas												
Feb. 18	at Denver												
Feb. 23	Middle Tennessee												
Feb. 25	at UL-Lafayette												

**MCCRAY'S CAREER STATISTICS**

YEAR	GP-GS	MIN/AVG	FG-A	PCT	3FG-A	PCT	FT-A	PCT	OFF-DEF-TOT	AVG	PF-FO	AST	TO	BLK	STL	PTS	AVG
2010-11	23-3	322/14.0	23-55	.418	7-19	.368	16-27	.593	6-14-20	0.9	14-0	14	13	3	6	69	3.0
2011-12	12-1	203/16.9	14-28	.500	1-5	.200	5-9	.556	3-20-23	1.9	9-0	15	14	2	6	34	2.8
<b>TOTAL</b>	<b>35-4</b>	<b>525/15.0</b>	<b>37-83</b>	<b>.446</b>	<b>8-24</b>	<b>.333</b>	<b>21-36</b>	<b>.583</b>	<b>9-34-43</b>	<b>1.2</b>	<b>23-0</b>	<b>29</b>	<b>27</b>	<b>5</b>	<b>12</b>	<b>103</b>	<b>2.9</b>



## 5 CHRISTIAN BIBI NDONGO

Senior • Forward • 6-8 • 195  
Yaounde, Cameroon • John Wood CC

**2011-12**

- Played in a career-high 23 minutes against Indiana State (Nov. 14).
- Had two blocks against Indiana State.
- Tallied five points and a career-high four blocks in a career-high 25 minutes against Harding (Nov. 26).
- Hit his second career 3-pointer against Harding.
- Scored a career-high 10 points and tied his career high with five rebounds against Louisiana Tech (Dec. 3).

**2010-11**

- Appeared in 23 games, all off the bench.
- Averaged 1.7 points and 1.4 rebounds in 8.6 minutes per game.
- Had career highs in points (9), field goals (3) and 3-pointers (1) against Arkansas State (Feb. 10).
- Pulled down a season-high five rebounds twice.
- Led the team in blocked shots seven times.
- Appeared in 11 of 16 conference games.
- Upped his scoring average to 2.3 points per game in conference play.

**SEASON/CAREER HIGHS****Points**

Season: 10, vs. Louisiana Tech (12/3/11)  
Career: 10, vs. Louisiana Tech (12/3/11)

**Field Goals**

Season: 3, vs. Louisiana Tech (12/3/11)  
Career: 3 (twice)

**Field Goal Attempts**

Season: 6, vs. Louisiana Tech (12/3/11)  
Career: 6, vs. Louisiana Tech (12/3/11)

**3-Point Field Goals**

Season: 1, vs. Harding (11/26/11)  
Career: 1 (twice)

**3-Point Attempts**

Season: 2, vs. Harding (11/26/11)  
Career: 2, vs. Harding (11/26/11)

**Free Throws**

Season: 4, vs. Louisiana Tech (12/3/11)  
Career: 4, vs. Louisiana Tech (12/3/11)

**Free Throw Attempts**

Season: 3, at Ole Miss (11/11/11)  
Career: 6 (twice)

**Rebounds**

Season: 5 (three times)  
Career: 5 (five times)

**Offensive Rebounds**

Season: 3, vs. Louisiana Tech (12/3/11)  
Career: 3 (twice)

**Defensive Rebounds**

Season: 4 (twice)  
Career: 4 (three times)

**Assists**

Season: 2, vs. Northwestern State (12/15/11)  
Career: 2 vs. Northwestern State (12/15/11)

**Turnovers**

Season: 2, vs. Louisiana Tech (12/3/11)  
Career: 2 (six times)

**Blocks**

Season: 4, vs. Harding (11/26/11)  
Career: 4, vs. Harding (11/26/11)

**Steals**

Season: 1 (five times)  
Career: 1 (nine times)

**Minutes**

Season: 26, vs. Northwestern State (12/15/11)  
Career: 26, vs. Northwestern State (12/15/11)

**MISCELLANEOUS STATS**

	11-12	Career
Double-figure Points:	1	1
Double-figure Rebounds:	0	0
20-Plus Points	0	0
30-Plus Points	0	0
Led Team in Scoring:	0	0
Led Team in Rebounding	0	0
Led Team in Assists	0	0
Led Team in Blocks	6	13
Led Team in Steals	1	1
Double-Doubles:	0	0

**2011-12 SEASON GAME-BY-GAME**

Date	Opponent	gs	min	fg-a	3fg-a	ft-a	o-d-t	pf	a	to	blk	stl	pts
Nov. 11	at Ole Miss	*	21	1-3	0-0	2-6	1-4-5	2	0	1	0	0	4
Nov. 14	Indiana State		23	0-1	0-0	0-0	0-2-2	0	1	0	2	1	0
Nov. 16	at Tennessee	Did Not Play											
Nov. 19	at Southeastern Louisiana	*	22	2-3	0-0	1-2	0-2-2	3	0	0	1	1	5
Nov. 21	at Mississippi State	Did Not Play											
Nov. 26	Harding		25	1-4	1-2	2-2	1-4-5	4	1	0	4	1	5
Nov. 28	at Nicholls State	*	15	1-1	0-0	2-3	1-1-2	4	0	0	1	0	4
Dec. 3	Louisiana Tech		22	3-6	0-0	4-5	3-2-5	3	0	2	1	0	10
Dec. 10	at Texas A&M	*	19	2-5	0-1	0-0	2-1-3	4	0	0	0	1	4
Dec. 12	Nicholls State	*	7	0-0	0-0	0-0	0-0-0	2	0	1	0	0	0
Dec. 15	Northwestern State	*	26	1-2	0-0	3-5	1-3-4	2	2	0	0	1	5
Dec. 19	at UNLV		13	0-2	0-0	0-0	1-0-1	1	0	0	0	0	0
Dec. 21	at Indiana State		17	1-2	0-0	0-0	3-1-4	1	0	0	2	0	2
Dec. 29	Western Kentucky												
Dec. 31	Arkansas State												
Jan. 5	at Florida Atlantic												
Jan. 7	at FIU												
Jan. 12	UALR												
Jan. 14	North Texas												
Jan. 19	Denver												
Jan. 21	at Troy												
Jan. 28	UL-Lafayette												
Feb. 2	at Arkansas State												
Feb. 4	at UALR												
Feb. 11	South Alabama												
Feb. 16	at North Texas												
Feb. 18	at Denver												
Feb. 23	Middle Tennessee												
Feb. 25	at UL-Lafayette												

**BIBI NDONGO'S CAREER STATISTICS**

YEAR	GP-GS	MIN/AVG	FG-A	PCT	3FG-A	PCT	FT-A	PCT	OFF-DEF-TOT	AVG	PF-FO	AST	TO	BLK	STL	PTS	AVG
2010-11	23-0	198/8.6	13-32	.406	1-1	1.000	11-16	.688	12-21-33	1.4	20-0	5	15	8	4	38	1.7
2011-12	11-6	210/19.1	12-29	.414	1-3	.333	14-23	.609	13-20-33	3.0	26-0	4	4	11	5	39	3.5
<b>TOTAL</b>	<b>34-6</b>	<b>408/12.0</b>	<b>25-61</b>	<b>.410</b>	<b>2-4</b>	<b>.500</b>	<b>25-39</b>	<b>.641</b>	<b>25-41-66</b>	<b>1.9</b>	<b>46-0</b>	<b>9</b>	<b>19</b>	<b>19</b>	<b>9</b>	<b>77</b>	<b>2.3</b>

**10 TRENT MACKEY**

Freshman • Guard • 6-3 • 180

Tampa, Fla. • Newsome HS

**2011-12**

- Has made six starts this season.
- Recorded five points, five rebounds and two assists against Ole Miss (Nov. 11) in his first collegiate game.
- Made his first start against Indiana State (Nov. 14), scoring eight points and pulling down two rebounds.
- Had a career-high three assists at Mississippi State (Nov. 21).
- Recorded career highs in points (13) and field goals (5) against Harding (Nov. 26).
- Drained a career-high four 3-pointers against Nicholls State (Nov. 28).
- Tied his career high with 13 points at UNLV (Dec. 19).

**2010-11**

- Averaged 20.9 points, 3.9 rebounds, 2.8 assists and 1.9 steals per game for Newsome High School.
- Finished second in Florida Athletic Coaches Association District MVP voting.
- Converted 77 of 181 (.425) from 3-point range.
- Finished second in career scoring at Newsome with 1,130 points.
- Holds school records for most 3-pointers made in a season and career at Newsome.
- Coached by his father, Jon Mackey.
- Also played for Florida Elite AAU team, coached by Conrad Foss.

**SEASON/CAREER HIGHS****Points**Season: 13 (twice)  
Career: 13 (twice)**Field Goals**Season: 5 (twice)  
Career: 5 (twice)**Field Goal Attempts**Season: 9 (twice)  
Career: 9 (twice)**3-Point Field Goals**Season: 4, at Nicholls State (11/28/11)  
Career: 4, at Nicholls State (11/28/11)**3-Point Attempts**Season: 7, at Nicholls State (11/28/11)  
Career: 7, at Nicholls State (11/28/11)**Free Throws**Season: 2 (twice)  
Career: 2 (twice)**Free Throw Attempts**Season: 2 (twice)  
Career: 2 (three times)**Rebounds**Season: 5, at Ole Miss (11/11/11)  
Career: 5, at Ole Miss (11/11/11)**Offensive Rebounds**Season: 1 (three times)  
Career: 1 (three times)**Defensive Rebounds**Season: 4, at Ole Miss (11/11/11)  
Career: 4, at Ole Miss (11/11/11)**Assists**Season: 4, vs. Louisiana Tech (12/3/11)  
Career: 4, vs. Louisiana Tech (12/3/11)**Turnovers**Season: 3 (twice)  
Career: 3 (twice)**Blocks**Season: 1, vs. Northwestern State (12/15/11)  
Career: 1, vs. Northwestern State (12/15/11)**Steals**Season: 1 (three times)  
Career: 1 (three times)**Minutes**Season: 37, at UNLV (12/19/11)  
Career: 37, at UNLV (12/19/11)**MISCELLANEOUS STATS**

	11-12	Career
Double-figure Points:	3	3
Double-figure Rebounds:	0	0
20-Plus Points	0	0
30-Plus Points	0	0
Led Team in Scoring:	0	0
Led Team in Rebounding	0	0
Led Team in Assists	1	1
Led Team in Blocks	1	1
Led Team in Steals	1	1
Double-Doubles:	0	0

**2011-12 SEASON GAME-BY-GAME**

Date	Opponent	gs	min	fg-a	3fg-a	ft-a	o-d-t	pf	a	to	blk	stl	pts
Nov. 11	at Ole Miss		22	2-7	1-4	0-0	1-4-5	1	2	1	0	0	5
Nov. 14	Indiana State	*	26	2-4	2-4	2-2	1-1-2	0	0	3	0	0	8
Nov. 16	at Tennessee	*	23	2-2	2-2	0-0	0-1-1	2	1	1	0	1	6
Nov. 19	at Southeastern Louisiana	*	7	1-1	0-0	0-0	0-0-0	1	0	2	0	0	2
Nov. 21	at Mississippi State	*	28	2-6	1-4	0-0	0-3-3	1	3	3	0	0	5
Nov. 26	Harding		27	5-9	3-5	0-0	0-1-1	3	3	1	0	1	13
Nov. 28	at Nicholls State	*	24	4-7	4-7	0-0	0-0-0	2	0	1	0	0	12
Dec. 3	Louisiana Tech	*	27	3-6	1-4	2-2	0-1-1	3	4	1	0	0	9
Dec. 10	at Texas A&M		11	0-3	0-3	0-0	0-0-0	2	0	1	0	0	0
Dec. 12	Nicholls State		28	3-9	2-7	0-0	1-2-3	2	1	0	0	1	8
Dec. 15	Northwestern State		29	3-9	1-3	1-2	0-2-2	5	0	2	1	0	8
Dec. 19	at UNLV	*	37	5-9	3-5	0-0	1-2-3	2	1	2	0	0	13
Dec. 21	at Indiana State	*	23	2-5	2-4	0-0	0-3-3	3	0	0	0	0	6
Dec. 29	Western Kentucky												
Dec. 31	Arkansas State												
Jan. 5	at Florida Atlantic												
Jan. 7	at FIU												
Jan. 12	UALR												
Jan. 14	North Texas												
Jan. 19	Denver												
Jan. 21	at Troy												
Jan. 28	UL-Lafayette												
Feb. 2	at Arkansas State												
Feb. 4	at UALR												
Feb. 11	South Alabama												
Feb. 16	at North Texas												
Feb. 18	at Denver												
Feb. 23	Middle Tennessee												
Feb. 25	at UL-Lafayette												

**MACKEY'S CAREER STATISTICS**

YEAR	GP-GS	MIN/AVG	FG-A	PCT	3FG-A	PCT	FT-A	PCT	OFF-DEF-TOT	AVG	PF-FO	AST	TO	BLK	STL	PTS	AVG
2011-12	13-8	312/24.0	34-77	.442	22-52	.423	5-6	.833	4-20-24	1.8	27-1	15	18	1	3	95	7.3
TOTAL	13-8	312/24.0	34-77	.442	22-52	.423	5-6	.833	4-20-24	1.8	27-1	15	18	1	3	95	7.3





# 11 CHARLES WINBORNE

Sophomore • Guard • 6-1 • 185  
Shreveport, La. • Loyola-Chicago

**2011-12**

- Made his ULM debut against Ole Miss (Nov. 11), scoring six points and dishing out three assists.
- Tallied 12 points, including four 3-pointers against Indiana State (Nov. 14).
- Scored 15 points on 6-of-12 shooting at Southeastern La. (Nov. 19).
- Had 18 points on 7-of-12 shooting against Harding (Nov. 26).
- Recorded 19 points and a career-high seven rebounds at Nicholls State (Nov. 28).
- Scored a career-high 20 points versus Nicholls State (Dec. 12).
- Has made starts in eight straight games.
- Has scored in double figures in five of the last seven games.

**2010-11**

- Sat out last season after transferring from Loyola-Chicago.

**SEASON/CAREER HIGHS****Points**

Season: 20, vs. Nicholls State (12/12/11)  
Career: 20, vs. Nicholls State (12/12/11)

**Field Goals**

Season: 7 (twice)  
Career: 7 (twice)

**Field Goal Attempts**

Season: 12 (three times)  
Career: 12 (three times)

**3-Point Field Goals**

Season: 4, vs. Indiana State (11/14/11)  
Career: 4, vs. Indiana State (11/14/11)

**3-Point Attempts**

Season: 6 (twice)  
Career: 6 (twice)

**Free Throws**

Season: 4 (twice)  
Career: 4 (twice)

**Free Throw Attempts**

Season: 6, vs. Louisiana Tech (12/3/11)  
Career: 6, vs. Louisiana Tech (12/3/11)

**Rebounds**

Season: 7, at Nicholls State (11/28/11)  
Career: 7, at Nicholls State (11/28/11)

**Offensive Rebounds**

Season: 1 (four times)  
Career: 1 (four times)

**Defensive Rebounds**

Season: 7, at Nicholls State (11/28/11)  
Career: 7, at Nicholls State (11/28/11)

**Assists**

Season: 5 (twice)  
Career: 5 (twice)

**Turnovers**

Season: 3, at UNLV (12/19/11)  
Career: 3, at UNLV (12/19/11)

**Blocks**

Season: 1, at Ole Miss (11/11/11)  
Career: 1, at Ole Miss (11/11/11)

**Steals**

Season: 2, at UNLV (12/19/11)  
Career: 2, at UNLV (12/19/11)

**Minutes**

Season: 35, at Southeastern La. (11/19/11)  
Career: 35, at Southeastern La. (11/19/11)

**MISCELLANEOUS STATS**

	11-12	Career
Double-figure Points:	7	7
Double-figure Rebounds:	0	0
20-Plus Points	1	1
30-Plus Points	0	0
Led Team in Scoring:	3	3
Led Team in Rebounding	1	1
Led Team in Assists	2	2
Led Team in Blocks	1	1
Led Team in Steals	0	0
Double-Doubles:	0	0

**2011-12 SEASON GAME-BY-GAME**

Date	Opponent	gs	min	fg-a	3fg-a	ft-a	o-d-t	pf	a	to	blk	stl	pts
Nov. 11	at Ole Miss	*	23	2-6	1-3	1-2	0-2-2	3	3	1	1	0	6
Nov. 14	Indiana State		26	4-7	4-5	0-0	0-0-0	1	1	1	0	0	12
Nov. 16	at Tennessee	*	23	2-6	2-5	0-0	0-2-2	1	5	1	0	0	6
Nov. 19	at Southeastern Louisiana		35	6-12	3-6	0-0	1-2-3	2	3	2	0	1	15
Nov. 21	at Mississippi State	*	25	4-9	1-3	0-0	1-3-4	1	0	2	0	0	9
Nov. 26	Harding	*	30	7-12	3-6	1-1	0-0-0	1	4	1	0	1	18
Nov. 28	at Nicholls State	*	27	6-8	3-5	4-5	0-7-7	1	2	1	0	0	19
Dec. 3	Louisiana Tech	*	33	5-13	1-5	4-6	1-2-3	0	5	1	0	0	15
Dec. 10	at Texas A&M	*	29	1-7	0-4	2-2	0-1-1	1	3	0	0	0	4
Dec. 12	Nicholls State	*	25	7-12	3-5	3-4	1-2-3	2	2	2	0	0	20
Dec. 15	Northwestern State	*	27	5-8	1-1	2-4	0-2-2	1	0	2	0	1	13
Dec. 19	at UNLV	*	27	1-6	0-2	2-2	1-1-2	1	0	3	0	2	4
Dec. 21	at Indiana State	*	6	1-1	0-0	0-0	0-0-0	0	0	1	0	0	2
Dec. 29	Western Kentucky												
Dec. 31	Arkansas State												
Jan. 5	at Florida Atlantic												
Jan. 7	at FIU												
Jan. 12	UALR												
Jan. 14	North Texas												
Jan. 19	Denver												
Jan. 21	at Troy												
Jan. 28	UL-Lafayette												
Feb. 2	at Arkansas State												
Feb. 4	at UALR												
Feb. 11	South Alabama												
Feb. 16	at North Texas												
Feb. 18	at Denver												
Feb. 23	Middle Tennessee												
Feb. 25	at UL-Lafayette												

**WINBORNE'S CAREER STATISTICS**

YEAR	GP-GS	MIN/AVG	FG-A	PCT	3FG-A	PCT	FT-A	PCT	OFF-DEF-TOT	AVG	PF-FO	AST	TO	BLK	STL	PTS	AVG
2009-10	7-0	10/1.4	1-4	.250	1-1	1.000	0-0	.000	0-1-1	0.1	1-0	0	2	0	1	3	0.4
2011-12	13-11	336/25.8	51-107	.477	22-50	.440	19-26	.731	5-24-29	2.2	15-0	28	18	1	5	143	11.0
<b>TOTAL</b>	<b>20-11</b>	<b>346/17.3</b>	<b>52-111</b>	<b>.468</b>	<b>23-51</b>	<b>.451</b>	<b>19-26</b>	<b>.731</b>	<b>5-25-30</b>	<b>1.5</b>	<b>16-0</b>	<b>28</b>	<b>20</b>	<b>1</b>	<b>6</b>	<b>146</b>	<b>7.3</b>

**14 IFE EKE**

Sophomore • Forward • 6-7 • 210

Lagos, Nigeria • Northwest Rankin HS

**2011-12**

- Will redshirt due to injury.

**2010-11**

- Appeared in five games, all off the bench.
- Made his collegiate debut against Iowa (Nov. 16) and pulled down a season-best two rebounds.
- Played in a season-high six minutes at Stephen F. Austin (Dec. 29).

**SEASON/CAREER HIGHS****Points**

Season:  
Career: none

**Field Goals**

Season:  
Career: none

**Field Goal Attempts**

Season:  
Career: 1, at Iowa (11/16/10)

**3-Point Field Goals**

Season:  
Career: none

**3-Point Attempts**

Season:  
Career: none

**Free Throws**

Season:  
Career: none

**Free Throw Attempts**

Season:  
Career: none

**Rebounds**

Season:  
Career: 2, at Iowa (11/16/10)

**Offensive Rebounds**

Season:  
Career: none

**Defensive Rebounds**

Season:  
Career: 2, at Iowa (11/16/10)

**Assists**

Season:  
Career: none

**Turnovers**

Season:  
Career: 1, at Iowa (11/16/10)

**Blocks**

Season:  
Career: none

**Steals**

Season:  
Career: none

**Minutes**

Season:  
Career: 6, at Stephen F. Austin (12/29/10)

**MISCELLANEOUS STATS**

	11-12	Career
Double-figure Points:	0	0
Double-figure Rebounds:	0	0
20-Plus Points	0	0
30-Plus Points	0	0
Led Team in Scoring:	0	0
Led Team in Rebounding	0	0
Led Team in Assists	0	0
Led Team in Blocks	0	0
Led Team in Steals	0	0
Double-Doubles:	0	0

**2011-12 SEASON GAME-BY-GAME**

Date	Opponent	gs	min	fg-a	3fg-a	ft-a	o-d-t	pf	a	to	blk	stl	pts
Nov. 11	at Ole Miss		Did Not Play										
Nov. 14	Indiana State		Did Not Play										
Nov. 16	at Tennessee		Did Not Play										
Nov. 19	at Southeastern Louisiana		Did Not Play										
Nov. 21	at Mississippi State		Did Not Play										
Nov. 26	Harding		Did Not Play										
Nov. 28	at Nicholls State		Did Not Play										
Dec. 3	Louisiana Tech		Did Not Play										
Dec. 10	at Texas A&M		Did Not Play										
Dec. 12	Nicholls State		Did Not Play										
Dec. 15	Northwestern State		Did Not Play										
Dec. 19	at UNLV		Did Not Play										
Dec. 21	at Indiana State		Did Not Play										
Dec. 29	Western Kentucky												
Dec. 31	Arkansas State												
Jan. 5	at Florida Atlantic												
Jan. 7	at FIU												
Jan. 12	UALR												
Jan. 14	North Texas												
Jan. 19	Denver												
Jan. 21	at Troy												
Jan. 28	UL-Lafayette												
Feb. 2	at Arkansas State												
Feb. 4	at UALR												
Feb. 11	South Alabama												
Feb. 16	at North Texas												
Feb. 18	at Denver												
Feb. 23	Middle Tennessee												
Feb. 25	at UL-Lafayette												

**EKE'S CAREER STATISTICS**

YEAR	GP-GS	MIN/AVG	FG-A	PCT	3FG-A	PCT	FT-A	PCT	OFF-DEF-TOT	AVG	PF-FO	AST	TO	BLK	STL	PTS	AVG
2010-11	5-0	16/3.2	0-1	.000	0-0	.000	0-0	.000	0-3-3	0.6	0-0	0	1	0	0	0	0.0
<b>TOTAL</b>	<b>5-0</b>	<b>16/3.2</b>	<b>0-1</b>	<b>.000</b>	<b>0-0</b>	<b>.000</b>	<b>0-0</b>	<b>.000</b>	<b>0-3-3</b>	<b>0.6</b>	<b>0-0</b>	<b>0</b>	<b>1</b>	<b>0</b>	<b>0</b>	<b>0</b>	<b>0.0</b>



**15 STEVEN McCLELLAN**  
 Sophomore • Center • 6-7 • 250  
 Fresno, Calif. • Edison HS

**2011-12**

- Made his season debut against Louisiana Tech (Dec. 3), scoring six points and pulling down seven rebounds in 21 minutes.
- Had a career-high three steals at Texas A&M (Dec. 10).
- Pulled down a career-best 11 rebounds against Nicholls State (Dec. 12).
- Came up one rebound short of a double-double with 10 points and nine rebounds in 19 minutes against Northwestern State (Dec. 15).
- Scored a career-high 16 points on 7-of-9 shooting at UNLV (Dec. 19).
- Averaging 8.5 points and 7.0 rebounds in six games this season.

**2010-11**

- Appeared in 28 games, making 14 starts as a freshman.
- Averaged 5.1 points and 4.0 rebounds per game.
- Shot 50.9 percent from the field (57-of-112) and 63.6 percent from the free-throw line (28-of-44).
- Scored in double figures on two occasions.
- Averaged 5.0 points and 3.9 rebounds during conference play.
- Made his first start against Stephen F. Austin (Nov. 23), scoring a career-best 13 points.
- Had a season-high nine rebounds at UL-Lafayette (Jan. 22).
- Had 12 points on 4-of-5 shooting against FIU (Jan. 2).

**SEASON/CAREER HIGHS****Points**

Season: 16, at UNLV (12/19/11)  
 Career: 16, at UNLV (12/19/11)

**Field Goals**

Season: 7, at UNLV (12/19/11)  
 Career: 7, at UNLV (12/19/11)

**Field Goal Attempts**

Season: 9, at UNLV (12/19/11)  
 Career: 9 (twice)

**3-Point Field Goals**

Season: n/a  
 Career: 1 (twice)

**3-Point Attempts**

Season: n/a  
 Career: 1 (four times)

**Free Throws**

Season: 3, vs. Nicholls State (12/12/11)  
 Career: 4 (twice)

**Free Throw Attempts**

Season: 4, vs. Nicholls State (12/12/11)  
 Career: 5, at Stephen F. Austin (12/29/10)

**Rebounds**

Season: 11, vs. Nicholls State (12/12/11)  
 Career: 11, vs. Nicholls State (12/12/11)

**Offensive Rebounds**

Season: 6, vs. Nicholls State (12/12/11)  
 Career: 6 (twice)

**Defensive Rebounds**

Season: 6 (twice)  
 Career: 6 (three times)

**Assists**

Season: 2, vs. Northwestern State (12/15/11)  
 Career: 2 (three times)

**Turnovers**

Season: 5, at UNLV (12/19/11)  
 Career: 5, at UNLV (12/19/11)

**Blocks**

Season: 1 (four times)  
 Career: 2 (twice)

**Steals**

Season: 3, at Texas A&M (12/10/11)  
 Career: 3, at Texas A&M (12/10/11)

**Minutes**

Season: 33, at UNLV (12/19/11)  
 Career: 33, at UNLV (12/19/11)

**MISCELLANEOUS STATS**

	11-12	Career
Double-figure Points:	2	4
Double-figure Rebounds:	1	1
20-Plus Points	0	0
30-Plus Points	0	0
Led Team in Scoring:	2	2
Led Team in Rebounding	4	12
Led Team in Assists	0	0
Led Team in Blocks	3	10
Led Team in Steals	1	2
Double-Doubles:	0	0

**2011-12 SEASON GAME-BY-GAME**

Date	Opponent	gs	min	fg-a	3fg-a	ft-a	o-d-t	pf	a	to	blk	stl	pts
Nov. 11	at Ole Miss		Did Not Play										
Nov. 14	Indiana State		Did Not Play										
Nov. 16	at Tennessee		Did Not Play										
Nov. 19	at Southeastern Louisiana		Did Not Play										
Nov. 21	at Mississippi State		Did Not Play										
Nov. 26	Harding		Did Not Play										
Nov. 28	at Nicholls State		Did Not Play										
Dec. 3	Louisiana Tech		21	3-5	0-0	0-0	1-6-7	5	0	2	1	0	6
Dec. 10	at Texas A&M	*	20	2-5	0-0	0-0	0-2-2	5	0	0	0	3	4
Dec. 12	Nicholls State	*	19	2-6	0-0	3-4	6-5-11	2	0	2	1	0	7
Dec. 15	Northwestern State		19	4-7	0-0	2-2	3-6-9	5	2	3	1	1	10
Dec. 19	at UNLV	*	33	7-9	0-0	2-2	4-3-7	4	0	5	0	1	16
Dec. 21	at Indiana State	*	22	4-9	0-0	0-2	2-4-6	5	0	1	1	0	8
Dec. 29	Western Kentucky												
Dec. 31	Arkansas State												
Jan. 5	at Florida Atlantic												
Jan. 7	at FIU												
Jan. 12	UALR												
Jan. 14	North Texas												
Jan. 19	Denver												
Jan. 21	at Troy												
Jan. 28	UL-Lafayette												
Feb. 2	at Arkansas State												
Feb. 4	at UALR												
Feb. 11	South Alabama												
Feb. 16	at North Texas												
Feb. 18	at Denver												
Feb. 23	Middle Tennessee												
Feb. 25	at UL-Lafayette												

**McCLELLAN'S CAREER STATISTICS**

YEAR	GP-GS	MIN/AVG	FG-A	PCT	3FG-A	PCT	FT-A	PCT	OFF-DEF-TOT	AVG	PF-FO	AST	TO	BLK	STL	PTS	AVG
2010-11	28-14	542/19.4	57-112	.509	2-5	.400	28-44	.636	49-64-113	4.0	82-3	14	23	9	10	144	5.1
2011-12	6-4	134/22.3	22-41	.537	0-0	.000	7-10	.700	16-26-42	7.0	26-4	2	13	4	5	51	8.5
<b>TOTAL</b>	<b>34-18</b>	<b>676/19.9</b>	<b>79-153</b>	<b>.516</b>	<b>2-5</b>	<b>.400</b>	<b>35-54</b>	<b>.648</b>	<b>65-90-155</b>	<b>4.6</b>	<b>108-7</b>	<b>16</b>	<b>36</b>	<b>13</b>	<b>15</b>	<b>195</b>	<b>5.7</b>



## 23 REGINALD SMITH

Freshman • Guard • 6-0 • 160  
Columbia, La. • Caldwell HS

**2011-12**

- Joined the team as a walk-on.
- Made his ULM debut at Tennessee (Nov. 16).
- Scored a career-best three points in six minutes against Northwestern State (Dec. 15).

**2010-11**

- Earned second-team Louisiana 3A All-State honors for Caldwell High School.
- Averaged 22.3 points, eight assists and three rebounds per game.
- Selected to All-Northeast Louisiana team.
- Two-time first-team all-conference selection.

**SEASON/CAREER HIGHS****Points**

Season: 3, vs. Northwestern State (12/15/11)  
Career: 3, vs. Northwestern State (12/15/11)

**Field Goals**

Season: 1, vs. Northwestern State (12/15/11)  
Career: 1, vs. Northwestern State (12/15/11)

**Field Goal Attempts**

Season: 2, vs. Northwestern State (12/15/11)  
Career: 2, vs. Northwestern State (12/15/11)

**3-Point Field Goals**

Season: n/a  
Career: n/a

**3-Point Attempts**

Season: n/a  
Career: n/a

**Free Throws**

Season: 1, vs. Northwestern State (12/15/11)  
Career: 1, vs. Northwestern State (12/15/11)

**Free Throw Attempts**

Season: 2, vs. Northwestern State (12/15/11)  
Career: 2, vs. Northwestern State (12/15/11)

**Rebounds**

Season: n/a  
Career: n/a

**Offensive Rebounds**

Season: n/a  
Career: n/a

**Defensive Rebounds**

Season: n/a  
Career: n/a

**Assists**

Season: n/a  
Career: n/a

**Turnovers**

Season: n/a  
Career: n/a

**Blocks**

Season: n/a  
Career: n/a

**Steals**

Season: n/a  
Career: n/a

**Minutes**

Season: 6, vs. Northwestern State (12/15/11)  
Career: 6, vs. Northwestern State (12/15/11)

**MISCELLANEOUS STATS**

	11-12	Career
Double-figure Points:	0	0
Double-figure Rebounds:	0	0
20-Plus Points	0	0
30-Plus Points	0	0
Led Team in Scoring:	0	0
Led Team in Rebounding	0	0
Led Team in Assists	0	0
Led Team in Blocks	0	0
Led Team in Steals	0	0
Double-Doubles:	0	0

**2011-12 SEASON GAME-BY-GAME**

Date	Opponent	gs	min	fg-a	3fg-a	ft-a	o-d-t	pf	a	to	blk	stl	pts
Nov. 11	at Ole Miss	Did Not Play											
Nov. 14	Indiana State	Did Not Play											
Nov. 16	at Tennessee	2		0-0	0-0	0-0	0-0-0	0	0	0	0	0	0
Nov. 19	at Southeastern Louisiana	Did Not Play											
Nov. 21	at Mississippi State	1		0-0	0-0	0-0	0-0-0	0	0	0	0	0	0
Nov. 26	Harding	Did Not Play											
Nov. 28	at Nicholls State	Did Not Play											
Dec. 3	Louisiana Tech	Did Not Play											
Dec. 10	at Texas A&M	Did Not Play											
Dec. 12	Nicholls State	Did Not Play											
Dec. 15	Northwestern State	6		1-2	0-0	1-2	0-0-0	0	0	0	0	0	3
Dec. 19	at UNLV	Did Not Play											
Dec. 21	at Indiana State	Did Not Play											
Dec. 29	Western Kentucky												
Dec. 31	Arkansas State												
Jan. 5	at Florida Atlantic												
Jan. 7	at FIU												
Jan. 12	UALR												
Jan. 14	North Texas												
Jan. 19	Denver												
Jan. 21	at Troy												
Jan. 28	UL-Lafayette												
Feb. 2	at Arkansas State												
Feb. 4	at UALR												
Feb. 11	South Alabama												
Feb. 16	at North Texas												
Feb. 18	at Denver												
Feb. 23	Middle Tennessee												
Feb. 25	at UL-Lafayette												

**SMITH'S CAREER STATISTICS**

YEAR	GP-GS	MIN/AVG	FG-A	PCT	3FG-A	PCT	FT-A	PCT	OFF-DEF-TOT	AVG	PF-FO	AST	TO	BLK	STL	PTS	AVG
2011-12	3-0	9/3.0	1-2	.500	0-0	.000	1-2	.500	0-0-0	0.0	0-0	0	0	0	0	3	1.0
<b>TOTAL</b>	<b>3-0</b>	<b>9/3.0</b>	<b>1-2</b>	<b>.500</b>	<b>0-0</b>	<b>.000</b>	<b>1-2</b>	<b>.500</b>	<b>0-0-0</b>	<b>0.0</b>	<b>0-0</b>	<b>0</b>	<b>0</b>	<b>0</b>	<b>0</b>	<b>3</b>	<b>1.0</b>



## 24 HUGH MINGO

Senior • Guard • 6-3 • 175  
West Monroe, La. • South Plains CC

**2011-12**

- Attempted a season-high 13 shots against Indiana State (Nov. 14).
- Came off the bench to record 11 points, seven rebounds and four assists at Tennessee (Nov. 16).
- Scored 13 points on 6-of-9 shooting at Nicholls State (Nov. 28). Also had a career-high three offensive rebounds.
- Had season highs in points (21), rebounds (9) and assists (5) at Texas A&M (Dec. 10). Shot 9-of-12 from the field and hit both of his 3-point attempts.

**2010-11**

- Led the team with 30 starts and was the only ULM player to appear in all 31 games.
- Averaged 9.5 points and 4.7 rebounds per game.
- Tied for the team lead with 44 steals.
- Shot 37.6 percent from the field (111-of-295), 29.4 percent from 3-point range (45-of-153) and 66.7 percent from the free-throw line (28-of-42).
- Led the team in scoring on six occasions.
- Scored in double figures in 13 consecutive games early in the season.
- Named Sun Belt Player of the Week (Dec. 13) after scoring a career-high 27 points and swiping a career-high seven steals (third most in school history) against Centenary.
- Had 18 points on 8-of-13 shooting at Louisiana Tech (Dec. 4).
- Post first career double-double (11 points and 10 rebounds) at Arkansas State (Jan. 27).
- Followed up with an 18-point, 10-rebound effort in his next game, against Troy (Jan. 29).

**SEASON/CAREER HIGHS****Points**

Season: 21, at Texas A&M (12/10/11)  
Career: 27, vs. Centenary (12/11/10)

**Field Goals**

Season: 9, at Texas A&M (12/10/11)  
Career: 9 (twice)

**Field Goal Attempts**

Season: 13, vs. Indiana State (11/14/11)  
Career: 17, vs. Centenary (12/11/10)

**3-Point Field Goals**

Season: 2 (three times)  
Career: 4 (twice)

**3-Point Attempts**

Season: 5, at UNLV (12/19/11)  
Career: 10 (twice)

**Free Throws**

Season: 2 (three times)  
Career: 7, vs. Centenary (12/11/10)

**Free Throw Attempts**

Season: 3 (twice)  
Career: 9, vs. Centenary (12/11/10)

**Rebounds**

Season: 9, at Texas A&M (12/10/11)  
Career: 10 (twice)

**Offensive Rebounds**

Season: 3, at Nicholls State (11/28/11)  
Career: 3, at Nicholls State (11/28/11)

**Defensive Rebounds**

Season: 7, at Texas A&M (12/10/11)  
Career: 9, at Arkansas State (1/27/11)

**Assists**

Season: 5, at Texas A&M (12/10/11)  
Career: 5, at Texas A&M (12/10/11)

**Turnovers**

Season: 3 (twice)  
Career: 5 (twice)

**Blocks**

Season: 1 (four times)  
Career: 2, vs. SE Oklahoma State (11/20/10)

**Steals**

Season: 1 (three times)  
Career: 7, vs. Centenary (12/11/10)

**Minutes**

Season: 35, at Texas A&M (12/10/11)  
Career: 40 (seven times)

**MISCELLANEOUS STATISTICS**

	11-12	Career
Double-figure Points:	4	19
Double-figure Rebounds:	0	2
20-Plus Points	1	2
30-Plus Points	0	0
Led Team in Scoring:	1	7
Led Team in Rebounding	3	9
Led Team in Assists	2	7
Led Team in Blocks	2	5
Led Team in Steals	1	13
Double-Doubles:	0	2

**2011-12 SEASON GAME-BY-GAME**

Date	Opponent	gs	min	fg-a	3fg-a	ft-a	o-d-t	pf	a	to	blk	stl	pts
Nov. 11	at Ole Miss	*	18	1-5	0-2	0-0	0-0-0	4	0	3	1	1	2
Nov. 14	Indiana State	*	28	3-13	0-3	0-0	0-5-5	2	0	3	1	0	6
Nov. 16	at Tennessee		27	5-12	0-2	1-2	1-6-7	2	4	0	1	0	11
Nov. 19	at Southeastern Louisiana	*	17	1-5	0-2	0-0	0-1-1	2	0	0	0	1	2
Nov. 21	at Mississippi State		16	3-6	1-2	2-3	2-3-5	1	1	0	0	0	9
Nov. 26	Harding	*	10	0-2	0-1	0-0	0-1-1	3	0	0	0	0	0
Nov. 28	at Nicholls State		21	6-9	1-2	0-1	3-1-4	2	1	1	0	0	13
Dec. 3	Louisiana Tech		13	0-3	0-0	2-2	1-5-6	1	2	1	0	0	2
Dec. 10	at Texas A&M	*	35	9-12	2-2	1-1	2-7-9	2	5	2	0	1	21
Dec. 12	Nicholls State	*	26	4-10	2-3	1-3	1-6-7	3	0	2	0	0	11
Dec. 15	Northwestern State	*	12	0-2	0-1	2-2	1-1-2	0	0	1	1	0	2
Dec. 19	at UNLV		22	6-9	2-5	1-4	0-3-3	5	0	1	0	0	15
Dec. 21	at Indiana State		29	3-13	0-4	0-2	2-0-2	3	3	3	1	0	6
Dec. 29	Western Kentucky												
Dec. 31	Arkansas State												
Jan. 5	at Florida Atlantic												
Jan. 7	at FIU												
Jan. 12	UALR												
Jan. 14	North Texas												
Jan. 19	Denver												
Jan. 21	at Troy												
Jan. 28	UL-Lafayette												
Feb. 2	at Arkansas State												
Feb. 4	at UALR												
Feb. 11	South Alabama												
Feb. 16	at North Texas												
Feb. 18	at Denver												
Feb. 23	Middle Tennessee												
Feb. 25	at UL-Lafayette												

**MINGO'S CAREER STATISTICS**

YEAR	GP-GS	MIN/AVG	FG-A	PCT	3FG-A	PCT	FT-A	PCT	OFF-DEF-TOT	AVG	PF-FO	AST	TO	BLK	STL	PTS	AVG
2010-11	31-30	1038/33.5	111-295	.376	45-153	.294	28-42	.667	21-126-147	4.7	83-2	40	60	4	44	295	9.5
2011-12	13-7	274/21.1	41-101	.406	8-29	.276	10-20	.500	13-39-52	4.0	30-1	16	17	5	3	100	7.7
<b>TOTAL</b>	<b>44-37</b>	<b>1312/29.8</b>	<b>152-396</b>	<b>.384</b>	<b>53-182</b>	<b>.291</b>	<b>38-62</b>	<b>.613</b>	<b>34-165-199</b>	<b>4.5</b>	<b>113-3</b>	<b>56</b>	<b>77</b>	<b>9</b>	<b>47</b>	<b>395</b>	<b>9.0</b>





## 33 D'ANDRE MARTIN

Freshman • Guard • 6-2 • 195  
Monroe, La. • Richwood HS

**2011-12**

- Joined the team as a walk-on.
- Nephew of former ULM basketball player Terry Martin.
- Made his ULM debut at Tennessee (Nov. 16).
- Recorded a steal against Harding (Nov. 26).
- Played a season-high seven minutes against Northwestern State (Dec. 15).

**2010-11**

- District 2-3A Most Valuable Player for Richwood High School.
- Louisiana Writers Association First-Team All-State selection.
- Selected to All-Northeast Louisiana Team.
- Averaged 22 points, 12 rebounds, four assists and three steals per game.
- Helped Richwood to the Louisiana Class 3A semifinals.

**SEASON/CAREER HIGHS****Points**

Season: n/a  
Career: n/a

**Field Goals**

Season: n/a  
Career: n/a

**Field Goal Attempts**

Season: 1 (twice)  
Career: 1 (twice)

**3-Point Field Goals**

Season: n/a  
Career: n/a

**3-Point Attempts**

Season: n/a  
Career: n/a

**Free Throws**

Season: n/a  
Career: n/a

**Free Throw Attempts**

Season: n/a  
Career: n/a

**Rebounds**

Season: n/a  
Career: n/a

**Offensive Rebounds**

Season: n/a  
Career: n/a

**Defensive Rebounds**

Season: n/a  
Career: n/a

**Assists**

Season: n/a  
Career: n/a

**Turnovers**

Season: 2, at Tennessee (11/16/11)  
Career: 2, at Tennessee (11/16/11)

**Blocks**

Season: n/a  
Career: n/a

**Steals**

Season: 1, vs. Harding (11/26/11)  
Career: 1, vs. Harding (11/26/11)

**Minutes**

Season: 3, vs. Harding (11/26/11)  
Career: 3, vs. Harding (11/26/11)

**MISCELLANEOUS STATS**

	11-12	Career
Double-figure Points:	0	0
Double-figure Rebounds:	0	0
20-Plus Points	0	0
30-Plus Points	0	0
Led Team in Scoring:	0	0
Led Team in Rebounding	0	0
Led Team in Assists	0	0
Led Team in Blocks	0	0
Led Team in Steals	0	0
Double-Doubles:	0	0

**2011-12 SEASON GAME-BY-GAME**

Date	Opponent	gs	min	fg-a	3fg-a	ft-a	o-d-t	pf	a	to	blk	stl	pts
Nov. 11	at Ole Miss	Did Not Play											
Nov. 14	Indiana State	Did Not Play											
Nov. 16	at Tennessee		2	0-0	0-0	0-0	0-0-0	0	0	2	0	0	0
Nov. 19	at Southeastern Louisiana	Did Not Play											
Nov. 21	at Mississippi State		1	0-1	0-0	0-0	0-0-0	0	0	0	0	0	0
Nov. 26	Harding		3	0-1	0-0	0-0	0-0-0	1	0	1	0	1	0
Nov. 28	at Nicholls State	Did Not Play											
Dec. 3	Louisiana Tech	Did Not Play											
Dec. 10	at Texas A&M	Did Not Play											
Dec. 12	Nicholls State	Did Not Play											
Dec. 15	Northwestern State		7	0-2	0-0	0-1	0-0-0	0	0	0	0	0	0
Dec. 19	at UNLV	Did Not Play											
Dec. 21	at Indiana State	Did Not Play											
Dec. 29	Western Kentucky												
Dec. 31	Arkansas State												
Jan. 5	at Florida Atlantic												
Jan. 7	at FIU												
Jan. 12	UALR												
Jan. 14	North Texas												
Jan. 19	Denver												
Jan. 21	at Troy												
Jan. 28	UL-Lafayette												
Feb. 2	at Arkansas State												
Feb. 4	at UALR												
Feb. 11	South Alabama												
Feb. 16	at North Texas												
Feb. 18	at Denver												
Feb. 23	Middle Tennessee												
Feb. 25	at UL-Lafayette												

**MARTIN'S CAREER STATISTICS**

YEAR	GP-GS	MIN/AVG	FG-A	PCT	3FG-A	PCT	FT-A	PCT	OFF-DEF-TOT	AVG	PF-FO	AST	TO	BLK	STL	PTS	AVG
2011-12	4-0	13/3.3	0-4	.000	0-0	.000	0-1	.000	0-0-0	0.0	1-0	0	3	0	1	0	0.0
<b>TOTAL</b>	<b>4-0</b>	<b>13/3.3</b>	<b>0-4</b>	<b>.000</b>	<b>0-0</b>	<b>.000</b>	<b>0-1</b>	<b>.000</b>	<b>0-0-0</b>	<b>0.0</b>	<b>1-0</b>	<b>0</b>	<b>3</b>	<b>0</b>	<b>1</b>	<b>0</b>	<b>0.0</b>



## 35 TREY LINDSEY

Freshman • Forward • 6-6 • 205  
Austin, Texas • Bowie HS

**2011-12**

- Made his collegiate debut against Ole Miss (Nov. 11), scoring three points and pulling down four rebounds. Also Played in a team-high 30 minute.
- Made his first start against Indiana State (Nov. 14). Pulled down six rebounds in just 18 minutes of action.
- Had career highs in points (6) and 3-pointers (2) at Texas A&M (Dec. 10).
- Led the team with four assists against Nicholls State (Dec. 12).

**HIGH SCHOOL**

- Averaged 14 points, five rebounds and four assists as a senior for Bowie High School.
- Two-time second-team all-district selection.
- Helped Bowie to district championships in 2008 and 2010.

**SEASON/CAREER HIGHS****Points**

Season: 6, at Texas A&M (12/10/11)  
Career: 6, at Texas A&M (12/10/11)

**Field Goals**

Season: 2 (three times)  
Career: 2 (three times)

**Field Goal Attempts**

Season: 4 (twice)  
Career: 4 (twice)

**3-Point Field Goals**

Season: 2, at Texas A&M (12/10/11)  
Career: 2, at Texas A&M (12/10/11)

**3-Point Attempts**

Season: 4, at Texas A&M (12/10/11)  
Career: 4, at Texas A&M (12/10/11)

**Free Throws**

Season: 3, vs. Northwestern State (12/15/11)  
Career: 3, vs. Northwestern State (12/15/11)

**Free Throw Attempts**

Season: 3, vs. Northwestern State (12/15/11)  
Career: 3, vs. Northwestern State (12/15/11)

**Rebounds**

Season: 6, vs. Indiana State (11/14/11)  
Career: 6, vs. Indiana State (11/14/11)

**Offensive Rebounds**

Season: 1 (three times)  
Career: 1 (three times)

**Defensive Rebounds**

Season: 5, vs. Indiana State (11/14/11)  
Career: 5, vs. Indiana State (11/14/11)

**Assists**

Season: 4, vs. Nicholls State (12/12/11)  
Career: 4, vs. Nicholls State (12/12/11)

**Turnovers**

Season: 2 (three times)  
Career: 2 (three times)

**Blocks**

Season: n/a  
Career: n/a

**Steals**

Season: 2, vs. Northwestern State (12/15/11)  
Career: 2, vs. Northwestern State (12/15/11)

**Minutes**

Season: 30, at Ole Miss (11/11/11)  
Career: 30, at Ole Miss (11/11/11)

**MISCELLANEOUS STATS**

	11-12	Career
Double-figure Points:	0	0
Double-figure Rebounds:	0	0
20-Plus Points	0	0
30-Plus Points	0	0
Led Team in Scoring:	0	0
Led Team in Rebounding	0	0
Led Team in Assists	1	1
Led Team in Blocks	0	0
Led Team in Steals	3	3
Double-Doubles:	0	0

**2011-12 SEASON GAME-BY-GAME**

Date	Opponent	gs	min	fg-a	3fg-a	ft-a	o-d-t	pf	a	to	blk	stl	pts
Nov. 11	at Ole Miss		30	1-4	0-3	1-2	0-4-4	3	0	1	0	1	3
Nov. 14	Indiana State	*	18	1-1	1-1	0-0	1-5-6	5	2	0	0	0	3
Nov. 16	at Tennessee	*	20	1-3	0-1	2-2	0-4-4	5	0	1	0	1	4
Nov. 19	at Southeastern Louisiana		21	0-3	0-1	2-2	1-3-4	1	0	0	0	0	2
Nov. 21	at Mississippi State		16	1-1	0-0	0-0	0-1-1	2	2	0	0	1	2
Nov. 26	Harding		15	1-1	1-1	0-0	0-2-2	4	1	2	0	1	3
Nov. 28	at Nicholls State	*	20	1-2	0-1	0-0	1-2-3	3	3	1	0	0	2
Dec. 3	Louisiana Tech	*	21	2-3	0-0	0-0	0-0-0	1	0	2	0	0	4
Dec. 10	at Texas A&M		21	2-4	2-4	0-0	0-0-0	4	0	0	0	0	6
Dec. 12	Nicholls State		21	2-5	0-1	1-2	2-0-2	5	4	2	0	1	5
Dec. 15	Northwestern State		13	1-2	0-1	3-3	0-2-2	5	1	1	0	2	5
Dec. 19	at UNLV	*	28	1-5	1-1	0-0	2-1-3	4	3	0	0	0	3
Dec. 21	at Indiana State	*	23	0-2	0-1	0-0	0-1-1	4	0	1	0	0	0
Dec. 29	Western Kentucky												
Dec. 31	Arkansas State												
Jan. 5	at Florida Atlantic												
Jan. 7	at FIU												
Jan. 12	UALR												
Jan. 14	North Texas												
Jan. 19	Denver												
Jan. 21	at Troy												
Jan. 28	UL-Lafayette												
Feb. 2	at Arkansas State												
Feb. 4	at UALR												
Feb. 11	South Alabama												
Feb. 16	at North Texas												
Feb. 18	at Denver												
Feb. 23	Middle Tennessee												
Feb. 25	at UL-Lafayette												

**LINDSEY'S CAREER STATISTICS**

YEAR	GP-GS	MIN/AVG	FG-A	PCT	3FG-A	PCT	FT-A	PCT	OFF-DEF-TOT	AVG	PF-FO	AST	TO	BLK	STL	PTS	AVG
2011-12	13-6	267/20.5	14-36	.389	5-16	.313	9-11	.818	7-25-32	2.5	46-4	16	11	0	7	42	3.2
<b>TOTAL</b>	<b>13-6</b>	<b>267/20.5</b>	<b>14-36</b>	<b>.389</b>	<b>5-16</b>	<b>.313</b>	<b>9-11</b>	<b>.818</b>	<b>7-25-32</b>	<b>2.5</b>	<b>46-4</b>	<b>16</b>	<b>11</b>	<b>0</b>	<b>7</b>	<b>42</b>	<b>3.2</b>



## 41 FABIO RIBEIRO

Senior • Center • 6-10 • 250  
Caetonopolis, Brazil • New Mexico JC

### 2011-12

- Had eight points and seven rebounds against Tennessee (Nov. 16).
- Recorded a season-best 10 points and seven rebounds at Nicholls State (Nov. 28).
- Had a season-high eight rebounds in just 16 minutes against Louisiana Tech (Dec. 3).
- Pulled down a career-best five offensive rebounds at Texas A&M (Dec. 10).

### 2010-11

- Appeared in 29 games, making 12 starts.
- Averaged 3.3 points and 2.5 rebounds per game.
- Shot 46.4 percent from the field (39-of-84) and 48.6 percent from the free-throw line (17-of-35).
- Had a career-best 15 points on 6-of-9 shooting at UTEP (Dec. 15).
- Grabbed a career-high 10 rebounds in the season opener at Texas Tech (Nov. 12).
- Played a career-high 34 minutes against Illinois State (Nov. 27), recording a career-best two blocks.

### SEASON/CAREER HIGHS

#### Points

Season: 8, at Tennessee (11/16/11)  
Career: 15, at UTEP (12/15/10)

#### Field Goals

Season: 4, at Tennessee (11/16/11)  
Career: 6, at UTEP (12/15/10)

#### Field Goal Attempts

Season: 11, at Tennessee (11/16/11)  
Career: 11, at Tennessee (11/16/11)

#### 3-Point Field Goals

Season: n/a  
Career: 1, at North Texas (2/19/11)

#### 3-Point Attempts

Season: n/a  
Career: 2, at North Texas (2/19/11)

#### Free Throws

Season: 4, at Nicholls State (11/28/11)  
Career: 4, at Nicholls State (11/28/11)

#### Free Throw Attempts

Season: 7, at Nicholls State (11/28/11)  
Career: 7, at Nicholls State (11/28/11)

#### Rebounds

Season: 8, vs. Louisiana Tech (12/3/11)  
Career: 10, at Texas Tech (11/12/10)

#### Offensive Rebounds

Season: 5, at Texas A&M (12/10/11)  
Career: 5, at Texas A&M (12/10/11)

#### Defensive Rebounds

Season: 7, at Tennessee (11/16/11)  
Career: 8, at Texas Tech (11/12/10)

#### Assists

Season: 1 (four times)  
Career: 2 (twice)

#### Turnovers

Season: 5, at Ole Miss (11/11/11)  
Career: 5, at Ole Miss (11/11/11)

#### Blocks

Season: 1 (three times)  
Career: 2, at Illinois State (11/27/10)

#### Steals

Season: 1 (three times)  
Career: 2, vs. UALR (2/12/11)

#### Minutes

Season: 33, at Tennessee (11/16/11)  
Career: 34, at Illinois State (11/27/10)

### MISCELLANEOUS STATS

	11-12	Career
Double-figure Points:	1	2
Double-figure Rebounds:	0	1
20-Plus Points	0	0
30-Plus Points	0	0
Led Team in Scoring:	0	1
Led Team in Rebounding	5	7
Led Team in Assists	0	1
Led Team in Blocks	1	4
Led Team in Steals	1	2
Double-Doubles:	0	0

### 2011-12 SEASON GAME-BY-GAME

Date	Opponent	gs	min	fg-a	3fg-a	ft-a	o-d-t	pf	a	to	blk	stl	pts
Nov. 11	at Ole Miss	*	29	2-7	0-0	1-2	0-6-6	4	1	5	0	0	5
Nov. 14	Indiana State	*	21	3-10	0-0	0-0	2-2-4	2	1	3	0	0	6
Nov. 16	at Tennessee	*	33	4-11	0-0	0-0	0-7-7	3	0	0	1	1	8
Nov. 19	at Southeastern Louisiana		20	1-1	0-0	0-0	0-3-3	1	0	1	0	1	2
Nov. 21	at Mississippi State	*	24	1-1	0-0	0-0	1-4-5	2	0	3	1	0	2
Nov. 26	Harding	*	14	2-6	0-0	0-0	1-3-4	2	0	1	0	0	4
Nov. 28	at Nicholls State		25	3-5	0-0	4-7	2-5-7	3	1	1	0	1	10
Dec. 3	Louisiana Tech	*	16	1-2	0-0	0-0	2-6-8	1	0	0	0	0	2
Dec. 10	at Texas A&M		20	2-6	0-0	2-2	5-2-7	1	1	2	1	0	6
Dec. 12	Nicholls State		11	1-4	0-0	0-0	2-0-2	0	0	0	0	0	2
Dec. 15	Northwestern State	*	6	0-0	0-0	0-0	0-1-1	1	0	2	0	0	0
Dec. 19	at UNLV		0+	0-0	0-0	0-0	0-0-0	0	0	1	0	0	0
Dec. 21	at Indiana State		6	0-1	0-0	0-0	0-0-0	1	0	1	0	1	0
Dec. 29	Western Kentucky												
Dec. 31	Arkansas State												
Jan. 5	at Florida Atlantic												
Jan. 7	at FIU												
Jan. 12	UALR												
Jan. 14	North Texas												
Jan. 19	Denver												
Jan. 21	at Troy												
Jan. 28	UL-Lafayette												
Feb. 2	at Arkansas State												
Feb. 4	at UALR												
Feb. 11	South Alabama												
Feb. 16	at North Texas												
Feb. 18	at Denver												
Feb. 23	Middle Tennessee												
Feb. 25	at UL-Lafayette												

### RIBEIRO'S CAREER STATISTICS

YEAR	GP-GS	MIN/AVG	FG-A	PCT	3FG-A	PCT	FT-A	PCT	OFF-DEF-TOT	AVG	PF-FO	AST	TO	BLK	STL	PTS	AVG
2009-10	6-1	50/8.3	3-7	.429	0-0	.000	0-0	.000	4-5-9	1.5	9-0	0	2	1	0	6	1.0
2010-11	29-12	517/17.8	39-84	.464	1-2	.500	17-35	.486	29-44-73	2.5	67-2	7	33	6	7	96	3.3
2011-12	13-7	225/17.3	20-54	.370	0-0	.000	7-11	.636	15-39-54	4.2	21-0	4	20	3	4	47	3.6
<b>TOTAL</b>	<b>48-20</b>	<b>792/16.5</b>	<b>62-145</b>	<b>.428</b>	<b>1-2</b>	<b>.500</b>	<b>24-46</b>	<b>.522</b>	<b>48-88-136</b>	<b>2.8</b>	<b>97-2</b>	<b>11</b>	<b>55</b>	<b>10</b>	<b>11</b>	<b>149</b>	<b>3.1</b>



## 55 FRED BROWN

Senior • Guard • 6-2 • 190  
West Palm Beach, Fla. • Kansas State

**2011-12**

- Preseason Third-Team All-Sun Belt selection.
- Had no turnovers for just the second time in his ULM career against Indiana State (Nov. 14).
- Recorded a game-high 18 points, including four 3-pointers at Tennessee (Nov. 16).
- Dished out a season-best six assists at Southeastern Louisiana (Nov. 19).
- Scored a season-high 21 points on 7-of-12 shooting at Mississippi State (Nov. 21).
- Tied his season high with six assists and tied his career high with four steals at UNLV (Dec. 19).

**2010-11**

- Third-Team All-Louisiana selection.
- Made starts in 28 of the 29 games he played.
- Averaged a team-high 13.8 points per game.
- Finished the season ranked fifth in the Sun Belt Conference in 3-point makes per game (2.1) and 10th in the conference in scoring.
- Shot 38.6 percent from the field (149-of-386), 37.5 percent from 3-point range (60-of-160) and 77.4 percent from the free-throw line (41-of-53).
- Scored 20 points or more five times and led the team in scoring 10 times.
- Knocked in four or more 3-pointers in seven different games.
- Upped his scoring average to 14.7 points per game in conference play.
- Had a season-high 25 points, including seven 3-pointers in the season opener at Texas Tech (Nov. 12).
- Also had 25 points in a 67-65 victory at South Alabama (Jan. 15).

**SEASON/CAREER HIGHS****Points**

Season: 21, at Mississippi State (11/21/11)  
Career: 26, vs. Chicago State (1/5/09)

**Field Goals**

Season: 8, at Southeastern La. (11/19/11)  
Career: 9 (three times)

**Field Goal Attempts**

Season: 18, at Southeastern La. (11/19/11)  
Career: 28, at Louisiana Tech (12/4/10)

**3-Point Field Goals**

Season: 4 (twice)  
Career: 7, at Texas Tech (11/12/10)

**3-Point Attempts**

Season: 8, at Tennessee (11/16/11)  
Career: 13, at Louisiana Tech (12/4/10)

**Free Throws**

Season: 6, at UNLV (12/19/11)  
Career: 6 (four times)

**Free Throw Attempts**

Season: 7, vs. Indiana State (11/14/11)  
Career: 8, vs. Chicago State (1/5/09)

**Rebounds**

Season: 7, vs. Indiana State (11/14/11)  
Career: 7 (twice)

**Offensive Rebounds**

Season: 2 (twice)  
Career: 4 (four times)

**Defensive Rebounds**

Season: 7, vs. Indiana State (11/14/11)  
Career: 7, vs. Indiana State (11/14/11)

**Assists**

Season: 6 (twice)  
Career: 7, at Louisiana Tech (12/4/10)

**Turnovers**

Season: 5 (three times)  
Career: 7 (twice)

**Blocks**

Season: n/a  
Career: 1 (eight times)

**Steals**

Season: 4, at UNLV (12/19/11)  
Career: 4 (three times)

**Minutes**

Season: 40, at Southeastern La. (11/19/11)  
Career: 40 (seven times)

**MISCELLANEOUS STATS**

	11-12	Career
Double-figure Points:	9	44
Double-figure Rebounds:	0	0
20-Plus Points	1	9
30-Plus Points	0	0
Led Team in Scoring:	7	17
Led Team in Rebounding	1	1
Led Team in Assists	4	17
Led Team in Blocks	0	3
Led Team in Steals	6	18
Double-Doubles:	0	0


**2011-12 SEASON GAME-BY-GAME**

Date	Opponent	gs	min	fg-a	3fg-a	ft-a	o-d-t	pf	a	to	blk	stl	pts
Nov. 11	at Ole Miss	*	25	2-12	1-3	2-4	1-0-1	1	1	1	0	1	7
Nov. 14	Indiana State	*	30	4-13	2-4	5-7	0-7-7	3	5	0	0	0	15
Nov. 16	at Tennessee	*	28	6-14	4-8	2-2	0-1-1	4	2	2	0	2	18
Nov. 19	at Southeastern Louisiana	*	40	8-18	0-4	0-0	1-2-3	0	6	3	0	3	16
Nov. 21	at Mississippi State	*	34	7-12	3-5	4-4	1-1-2	0	2	3	0	2	21
Nov. 26	Harding	*	27	7-14	3-6	0-0	0-1-1	0	1	1	0	1	17
Nov. 28	at Nicholls State		29	5-10	3-5	2-2	2-1-3	2	3	2	0	1	15
Dec. 3	Louisiana Tech		26	4-10	4-6	5-6	2-3-5	5	2	5	0	1	17
Dec. 10	at Texas A&M	*	33	3-13	1-9	0-0	0-0-0	1	1	5	0	1	7
Dec. 12	Nicholls State	*	9	2-6	1-3	0-0	2-1-3	0	0	2	0	0	5
Dec. 15	Northwestern State	*	29	5-10	0-2	4-4	0-0-0	4	4	3	0	1	14
Dec. 19	at UNLV	*	30	3-10	0-2	6-6	0-3-3	1	6	5	0	4	12
Dec. 21	at Indiana State		27	2-7	1-5	0-0	0-2-2	1	0	1	0	1	5
Dec. 29	Western Kentucky												
Dec. 31	Arkansas State												
Jan. 5	at Florida Atlantic												
Jan. 7	at FIU												
Jan. 12	UALR												
Jan. 14	North Texas												
Jan. 19	Denver												
Jan. 21	at Troy												
Jan. 28	UL-Lafayette												
Feb. 2	at Arkansas State												
Feb. 4	at UALR												
Feb. 11	South Alabama												
Feb. 16	at North Texas												
Feb. 18	at Denver												
Feb. 23	Middle Tennessee												
Feb. 25	at UL-Lafayette												

**BROWN'S CAREER STATISTICS**

YEAR	GP-GS	MIN/AVG	FG-A	PCT	3FG-A	PCT	FT-A	PCT	OFF-DEF-TOT	AVG	PF-FO	AST	TO	BLK	STL	PTS	AVG
2007-08	27-0	248/9.2	39-98	.398	20-53	.377	8-16	.500	12-22-34	1.3	20-0	18	13	3	12	106	3.9
2008-09	34-2	695/20.4	99-235	.421	54-130	.415	22-37	.595	17-38-55	1.6	53-1	45	44	2	23	274	8.1
2010-11	29-28	946/32.6	149-386	.386	60-160	.375	41-53	.774	16-46-62	2.1	63-4	77	95	3	40	399	13.8
2011-12	13-10	367/28.2	58-149	.389	23-62	.371	30-35	.857	9-22-31	2.4	22-1	33	33	0	18	169	13.0
<b>TOTAL</b>	<b>103-40</b>	<b>2256/21.9</b>	<b>345-868</b>	<b>.397</b>	<b>157-405</b>	<b>.388</b>	<b>101-141</b>	<b>.716</b>	<b>54-128-182</b>	<b>1.8</b>	<b>158-6</b>	<b>173</b>	<b>185</b>	<b>8</b>	<b>93</b>	<b>948</b>	<b>9.2</b>



Exhibition 1 • Nov. 1 • Fant-Ewing Coliseum • Monroe, La.		
	<b>Lubbock Christian</b>	<b>63</b>
	<b>ULM</b>	<b>67</b>

MONROE, La. - Fred Brown scored a game-high 21 points and Hugh Mingo added 18 to lead ULM to a 67-63 exhibition win over Lubbock Christian Tuesday night inside Fant-Ewing Coliseum.

ULM converted 50 percent of its field goals in the second half (15-30) and made 10 of its 14 free throws to spark the victory after the teams were tied 26-all at halftime.

Fabio Ribeiro connected on 4-of-6 field goals to finish with 12 points and seven rebounds, while Charles Winborne added five points and two rebounds in his first ULM action after sitting out last season due to NCAA transfer rules. Brown and Mingo were co-leaders in rebounds with eight boards a piece.

ULM went on a 14-6 spurt, powered by a Winborne jumper and a pair of Brown baskets to claim a 46-42 advantage. Then Ribeiro found an offensive groove, scoring nine of the next 12 Warhawk points to give the hosts a 58-53 lead.

Jumpers by Brown and Ribeiro would push the Warhawks in front 62-57. A late 6-3 run by the Chaps was not enough, as three Mingo free throws down the stretch would close the game for ULM.

The Warhawks opened the contest on a 6-1 run highlighted by 3-pointers from Mingo and Brown. The Chaps responded with a quick 10-0 run of their own, capped by two Douglas Williams field goals from beyond the arc to jump in front 11-6.

A Brown free throw and a Mingo jumper pulled ULM within two (11-9) at the under-16 timeout. Then a Mingo jumper bookended a Brown 3-pointer to pull the Warhawks back on top 14-11.

Two free throws from Marcelis Hansberry ended a 9-0 Lubbock Christian run and vaulted the Warhawks on an explosive 10-0 surge. A 3-pointer from Brown, an and-one from Mingo and a layup from Ribeiro gave the hosts their biggest advantage of the first half 26-20.

The Chaps battled back, closing a 6-0 swing to send the game to the break tied 26-26. Brown paced the Warhawk attack with 10 points, followed by Mingo with nine. Hansberry added five points and four assists for ULM.

Lubbock Christian (0-1) hit its first five shots of the second half to open the game's biggest lead, 36-28. The Warhawks countered with a jumper from Christian Bibi Ndongo and a swish from Winborne to draw within four 36-32.

Anthony Brancato led Lubbock Christian with 19 points and eight rebounds, while Rashad Sample chipped in 18, all of which came in the second half.

No.	Lubbock Christian	FG	3FG	FT	R	F	TP	A	TO	B	S	MIN
05	Plunkett, A.	0-1	0-0	1-2	3	2	1	0	1	0	0	9
15	Roberts, R.	1-4	0-0	0-0	7	1	2	0	2	3	0	32
01	Williams, D.	4-10	2-5	0-0	5	3	10	2	4	0	1	29
20	Sample, R.	7-12	0-0	4-4	7	3	18	5	1	0	0	33
21	Brancato, A.	8-14	1-3	2-2	8	2	19	2	2	1	2	39
04	Viera, J.	1-1	0-0	0-0	3	4	2	0	3	0	2	8
12	Kennedy, T.	3-12	3-12	0-0	2	5	9	1	0	0	0	29
13	English, J.	1-3	0-2	0-1	2	2	2	0	0	0	0	7
14	Oropeza, E.	0-3	0-3	0-0	1	1	0	1	2	0	0	13
22	Hunter, J.	0-0	0-0	0-0	0	1	0	0	0	1	0	1
TEAM		2										
TOTALS		25-60	6-25	7-9	40	24	63	11	15	5	5	200
		(417) (.240) (.778)										

No.	ULM	FG	3FG	FT	R	F	TP	A	TO	B	S	MIN
41	Ribeiro, F.	4-6	0-0	4-10	7	2	12	0	2	0	0	22
03	Hansberry, M.	2-10	1-3	2-2	3	1	7	5	0	0	2	25
04	McCray, R.	1-4	0-0	0-1	2	2	2	3	1	1	0	28
24	Mingo, H.	7-17	0-4	4-5	8	2	18	2	1	0	0	36
55	Brown, F.	7-17	4-10	3-4	8	3	21	3	3	0	2	31
05	Bibi Ndongo, C.	1-3	0-1	0-0	5	3	2	0	0	0	0	22
10	Mackey, T.	0-2	0-0	0-0	1	2	0	1	0	0	0	11
11	Winborne, C.	2-4	0-0	1-1	2	0	5	1	1	0	0	10
35	Lindsey, T.	0-1	0-1	0-0	1	1	0	1	1	0	1	15
TEAM		3										
TOTALS		24-64	5-19	14-23	40	15	67	16	9	1	5	200
		(375) (.263) (.609)										


Technical Fouls: None

Officials: Raymond Natili, Forrest Sigler, James Buham

Attendance: n/a

Score by Half

Lubbock Christian.....	26-37	63
ULM .....	26-41	67

Exhibition 2 • Nov. 7 • Fant-Ewing Coliseum • Monroe, La.		
	<b>Philander Smith</b>	<b>69</b>
	<b>ULM</b>	<b>82</b>

MONROE, La. - ULM shot 53.7 percent from the field en route to an 82-69 exhibition victory over Philander Smith (Ark.) Monday evening inside Fant-Ewing Coliseum. The Warhawks finished with a 2-0 record in exhibition play and will open the regular season Friday at Ole Miss.

Senior guard Fred Brown led the way for ULM with 21 points and three assists while going 7-of-9 from the field. Senior guard Hugh Mingo chipped in 18 points, six rebound and three assists, and sophomore guard Charles Winborne notched his first double-digit scoring game in a ULM uniform with 10 points.

The Warhawks used an 11-1 run to build an 80-63 advantage, their largest of the game, with 3:35 remaining. Senior center Fabio Ribeiro started the run with a layup at the 7:19 mark. After a free throw from Philander Smith, the Warhawks reeled off nine straight points, capped by a layup from Brown.

Ribeiro finished with nine points and a game-high 12 rebounds in the game. ULM overwhelmed Philander Smith on the boards with a 42-20 edge. ULM also had 14 offensive rebounds and held a 42-14 advantage in points in the paint.

Brown did a majority of his work in the first half, going 4-of-4 from the field and finishing the half with 12 points. He knocked home a pair of 3-pointers in the final two minutes to give the Warhawks a 46-37 advantage at the break.

Demark Lipscomb and Ken Brown each had 23 points to lead the way for Philander Smith. The Panthers finished 7-of-21 from 3-point range and 24-32 from the free-throw line.

No.	Philander Smith	FG	3FG	FT	R	F	TP	A	TO	B	S	MIN
04	Bell, B.	1-7	1-6	7-7	2	4	10	2	3	0	1	25
54	Egbe, J.	0-1	0-0	0-0	3	5	0	0	0	1	5	17
02	Sims, M.	0-2	0-2	0-0	2	3	0	0	0	0	0	29
05	Lipscomb, D.	6-13	3-6	8-12	1	1	23	4	4	0	4	39
10	Brown, K.	8-18	2-6	5-6	4	5	23	4	7	0	0	34
03	Howell, A.	2-4	1-1	1-2	1	1	0	0	1	0	0	16
20	King, A.	0-0	0-0	0-0	1	1	0	0	1	0	0	3
30	Dotson, M.	1-1	0-0	1-2	2	0	3	0	1	0	0	9
44	Dumas, J.	0-1	0-0	2-3	3	1	2	0	0	0	1	17
50	Riddles, G.	1-1	0-0	0-0	1	2	2	0	2	0	0	11
TEAM		0										
TOTALS		19-48	7-21	24-32	20	22	69	11	19	1	12	200
		(396) (.333) (.750)										

No.	ULM	FG	3FG	FT	R	F	TP	A	TO	B	S	MIN
05	Bibi Ndongo, C.	2-4	0-0	1-2	8	4	5	0	3	0	0	21
24	Mingo, H.	7-13	1-4	3-5	6	2	18	3	4	0	1	28
41	Ribeiro, F.	2-6	0-0	5-6	12	2	9	1	1	0	0	31
11	Winborne, C.	5-9	0-1	0-0	3	4	10	1	5	0	1	20
55	Brown, F.	7-9	3-4	4-4	3	2	21	3	4	0	1	28
03	Hansberry, M.	1-5	0-2	2-3	0	0	4	3	2	0	0	12
04	McCray, R.	2-2	0-0	1-2	5	4	5	2	6	0	1	18
10	Mackey, T.	2-3	2-3	0-0	0	3	6	0	1	0	0	16
35	Lindsey, T.	1-3	0-0	2-4	5	1	4	2	1	0	2	26
TEAM		0										
TOTALS		29-54	6-14	18-26	42	22	82	15	27	0	6	200
		(537) (.429) (.692)										

Technical Fouls: Philander Smith-Brown, K. ULM-None

Officials: R-Shannon Cain, U1-Mitchell Ervin, U2-Earnie Phael

Attendance: n/a

Score by Half

Philander Smith .....	37-32	69
ULM .....	46-36	82

Game 1 • Nov. 11 • Tad Smith Coliseum • Oxford, Miss.		
	<b>ULM</b>	<b>38</b>
	<b>OLE MISS</b>	<b>60</b>

OXFORD, Miss. - ULM put forth a valiant second-half effort, but it was not enough as Ole Miss powered to a 60-38 victory Friday night in the season opener for both squads. The Warhawks shot just 28.6 percent for the game and struggled at the free-throw line, going 7-of-18.

Senior guard Fred Brown led the Warhawks with seven points on 2-of-12 shooting. It was the first time ULM failed to have a player score in double figures since 2006 against Iowa State. Freshman Trent Mackey came off the bench to notch five points and five rebounds in his first collegiate game.

ULM put on a spectacular defense display in the second half as Ole Miss shot just 23.3 percent in the half. The Warhawks cut the lead to as low as 16 in the second half, but that is as close as they would get.

After the two teams traded baskets for the first 10 minute of the second half, the Warhawks embarked on a 6-0 run - fueled by a pair of Fabio Ribeiro layups - to get within 49-33 with 5:14 remaining. ULM held Ole Miss scoreless for over three minutes during that stretch.

A Terrance Henry free throw and a layup from Murphy Holloway catapulted the Rebels back in front 52-33 with 4:21 left.

Henry, a Monroe, La. native, led three Rebels in double figures with 15 points. Nick Williams added 13 points and Dundreous Nelson chipped in 12 points for the Rebels. Holloway pulled down a game-high 17 rebounds.

The Warhawks shot just 16.7 percent in the first half as Ole Miss stormed out to a 33-11 advantage at halftime. ULM converted 4 of 24 from the field and 1 of 7 from 3-point range. The Rebels countered by shooting 44.4 percent and outgaining ULM 26-12 on the boards.

Ole Miss broke the game open with a 24-6 run over the final 13:18 of the first half. Leading 18-8, Williams scored nine straight points for the Rebels, capped by an old-fashioned three-point play that gave Ole Miss a 24-10 advantage with 7:00 remaining.

The Rebels continued the run spearheaded by an aggressive defense which blocked six shots and forced nine ULM turnovers in the half. The Warhawks managed just one point - a Christian Bibi Ndongo free throw - in the last 7:26 of the half.

No.	ULM	FG	3FG	FT	R	F	TP	A	TO	B	S	MIN
05	Bibi Ndongo, C.	1-3	0-0	2-6	5	2	4	0	1	0	0	21
41	Ribeiro, F.	2-7	0-0	1-2	6	4	5	1	5	0	0	29
11	Winborne, C.	2-6	1-3	1-2	2	3	6	3	1	1	0	23
24	Mingo, H.	1-5	0-2	0-0	0	4	2	0	3	1	1	18
55	Brown, F.	2-12	1-3	2-4	1	1	7	1	1	0	1	25
03	Hansberry, M.	0-2	0-0	0-0	1	1	0	4	2	0	1	15
04	McCray, R.	3-3	0-0	0-2	4	1	6	0	2	0	0	17
10	Mackey, T.	2-7	1-4	0-0	5	1	5	2	1	0	0	22
35	Lindsey, T.	1-4	0-3	1-2	4	3	3	0	1	0	1	30
TEAM		6										
TOTALS		14-49	3-15	7-18	34	20	38	11	18	2	4	200
		(286) (.200) (.389)										

No.	Ole Miss	FG	3FG	FT	R	F	TP	A	TO	B	S	MIN
01	Henry, T.	3-10	0-3	9-13	4	2	15	3	4	0	0	26
23	Buckner, R.	2-3	0-0	2-2	10	2	6	1	4	2	1	20
31	Holloway, M.	2-4	0-0	2-5	17	0	6	0	1	2	1	32
05	Nelson, D.	4-11	2-8	2-2	1	4	12	0	1	1	2	21
20	Williams, N.	5-11	2-6	1-1	3	1	13	1	2	0	1	31
04	Cox, D.	1-2	0-0	0-2	4	0	2	0	0	0	2	17
12	Aniefiok, M.	0-6	0-5	1-2	2	1	1	0	1	0	0	15
32	Summers, J.	2-9	1-4	0-0	2	4	5	3	2	1	1	27
34	Jones, A.	0-1	0-0	0-0	2	2	0	0	0	2	0	11
TEAM		3										
TOTALS		19-57	5-26	17-27	48	16	60	8	15	8	8	200
		(333) (.192) (.630)										

Technical Fouls: None

Officials: Gary Maxwell, Steven Andersson, Tony Henderson

Attendance: 5,729

Score by Half

ULM .....	11-27	38
Ole Miss .....	33-27	60





Game 2 • Nov. 14 • Fant-Ewing Coliseum • Monroe, La.		
	INDIANA STATE	71
	ULM	59

MONROE, La. - Indiana State closed the game on a 13-5 run to defeat ULM 71-59 Monday night inside Fant-Ewing Coliseum. The game was the first of two this season between the two teams as ULM will make a return trip to Terre Haute, Ind. in December.

The defending Missouri Valley Tournament champions shot 45.0 percent from the field and knocked in eight 3-pointers to move to 2-0 on the season. ULM (0-2) countered by shooting 36.8 percent and going 9-of-19 from 3-point range to show dramatic improvement from Friday's season opener at Ole Miss.

Senior guard Fred Brown had season-highs of 15 points, seven rebounds and five assists to lead ULM, while sophomore guard Charles Winborne chipped in 12 points - all on 3-pointers -- for his first double-digit scoring output with the Warhawks.

The Warhawks were within one at 52-51 with 10:09 to play, but that is as close as they would get. Leading 58-54, Indiana State's Jordan Printy drained a 3-pointer from the right corner to kick-start the 13-5 run with 7:12 left in the game. ISU's Dwayne Lathan, a Chatham, La. product, knocked home a pair of free throws to give the Sycamores their biggest lead of the night (71-57) with 1:28 remaining.

Winborne hit 3-pointers on back-to-back possessions, and senior guard Hugh Mingo added a layup as ULM cut the Indiana State lead to 50-48 with 11:14 remaining. ULM got to within one (52-51) on Winborne's fourth 3-pointer of the night. The Warhawks hit seven of their nine 3-pointers in the second half.

Indiana State hit seven of its first 13 shots, including three 3-pointers, to build an early 17-8 lead. Another 3 by Lucas Eitel gave the Sycamores a 20-10 advantage - its largest lead of the half - with 11:34 before the break. The Sycamores had a 34-26 lead at the break.

Carl Richard led Indiana State with 15 points and 10 rebounds, followed by Jake Odum and Printy with 13 points each. Lathan finished the night with nine points, five rebounds and two assists in his return to Louisiana.

No.	Indiana State	FG	3FG	FT	R	F	TP	A	TO	B	S	MIN
34	Walker, M.	3-7	0-0	0-1	3	0	6	1	1	2	0	28
13	Odum, J.	5-9	0-0	3-4	5	3	13	6	1	1	2	35
15	Richard, C.	6-15	1-3	2-2	10	1	15	0	0	1	3	26
24	Printy, J.	5-11	3-9	0-0	4	1	13	2	0	0	0	32
25	McWhorter, S.	3-5	1-1	2-2	2	3	9	2	0	1	0	30
02	Eitel, L.	2-3	2-2	0-0	3	0	6	1	1	0	0	14
05	Gant, J.	0-1	0-0	0-0	2	1	0	0	1	2	0	9
20	Lathan, D.	3-9	1-5	2-2	5	2	9	2	1	1	1	26
TEAM		2										
TOTALS		27-60	8-20	9-11	36	11	71	14	5	8	6	200
		(.450) (.400) (.818)										

No.	ULM	FG	3FG	FT	R	F	TP	A	TO	B	S	MIN
35	Lindsey, T.	1-1	1-1	0-0	6	5	3	2	0	0	0	18
41	Ribeiro, F.	3-10	0-0	0-0	4	2	6	1	3	0	0	21
10	Mackey, T.	2-4	2-4	2-2	2	0	8	0	3	0	0	26
24	Mingo, H.	3-13	0-3	0-0	5	2	6	0	3	1	0	28
55	Brown, F.	4-13	2-4	5-7	7	3	15	5	0	0	0	30
03	Hansberry, M.	2-4	0-2	1-1	0	0	5	0	1	0	0	10
04	McCray, R.	2-4	0-0	0-0	3	0	4	0	0	0	0	18
05	Bibi Ndongo, C.	0-1	0-0	0-0	2	0	0	1	0	2	1	23
11	Winborne, C.	4-7	4-5	0-0	0	1	12	1	1	0	0	26
TEAM		4										
TOTALS		21-57	9-19	8-10	33	13	59	10	11	3	1	200
		(.368) (.474) (.800)										

Technical Fouls: None

Officials: Gary Maxwell, Steven Anderson, Tony Henderson

Attendance: 1,236

Score by Half

Indiana State.....	34-37	71
ULM .....	26-33	59

Game 3 • Nov. 16 • Thompson-Boling Arena • Knoxville, Tenn.		
	ULM	62
	TENNESSEE	85

KNOXVILLE, Tenn. - Fred Brown scored a game-high 18 points and the Warhawks led by as many as four in the second half, but it was not enough as Tennessee pulled away for an 85-62 victory Wednesday evening inside Thompson-Boling Arena.

The Volunteers shot 57.1 percent from the field in the second half and outscored the Warhawks by 25 points over the final 13 minutes. Tennessee (2-0) finished with a 34-10 advantage in the paint.

ULM (0-3) had its best shooting effort of the season, finishing at 42.9 percent from the field. The 62 points scored were also a season high. Senior guard Hugh Mingo was the only other ULM player to score in double figures, finishing with 11 points, seven rebounds and four assists. Senior center Fabio Ribeiro scored eight points and had seven rebounds.

ULM led by as many as four points (39-35) early in the second half following 3s from Trent Mackey and Charles Winborne. A jumper from Ribeiro gave ULM its final lead at 48-46 with 13:45 remaining.

Tennessee exploded for a 29-9 run midway through the second half to take a 75-57 advantage with 4:44 remaining in the game. The Vols hit four 3-pointers during that stretch and wore down an undersized ULM team in the paint.

Trae Golden, the reigning SEC Player of the Week, led five Tennessee players in double figures with 17 points and 11 assists. Skylar McBees had 15 points, Cameron Tatum chipped in 13 points and Jeronne Maymon and Josh Richardson each had 11 points.

The Vols scored nine straight points - five from Golden - to take a 55-48 advantage. Richardson added a dunk and a 3-pointer to extend the Tennessee to 62-51 with 9:30 left in the game. Tatum added 3-pointers on back-to-back possessions to build the Vols lead to 75-57.

Tennessee finished with a 46-27 rebounding edge and took advantage of it by outscoring ULM 15-4 on second-chance points.

ULM held Tennessee to 31.3 percent shooting in the first half as the two teams were tied 33-all at halftime. Brown scored 10 points in the half, including a pair of 3-pointers to lead the way for the Warhawks, who shot 46.9 percent.

After falling behind 9-0 to start the game, the Warhawks rallied back with a 16-6 run - capped by a 3-pointer from Brown - to take its first lead of the game with 10:25 remaining before intermission. Neither team led by more than four points the rest of the half.

Mingo hit back-to-back shots to give ULM its largest lead of the half at 33-31 with 1:07 left.

No.	ULM	FG	3FG	FT	R	F	TP	A	TO	B	S	MIN
35	Lindsey, T.	1-3	0-1	2-2	4	5	4	0	1	0	1	20
41	Ribeiro, F.	4-11	0-0	0-0	7	3	8	0	0	1	1	33
10	Mackey, T.	2-2	2-2	0-0	1	2	6	1	1	0	1	23
11	Winborne, C.	2-6	2-5	0-0	2	1	6	5	1	0	0	23
55	Brown, F.	6-14	4-8	2-2	1	4	18	2	2	0	2	28
03	Hansberry, M.	2-5	0-1	0-0	2	1	4	2	0	0	0	19
04	McCray, R.	2-3	0-0	1-2	0	1	5	1	4	2	1	23
24	Smith, R.	0-0	0-0	0-0	0	0	0	0	0	0	0	2
24	Mingo, H.	5-12	0-2	1-2	7	2	11	4	0	1	0	27
33	Martin, D.	0-0	0-0	0-0	0	0	0	0	2	0	0	2
TEAM		3										
TOTALS		24-56	8-19	6-8	27	19	62	15	11	4	6	200
		(.429) (.421) (.750)										

No.	Tennessee	FG	3FG	FT	R	F	TP	A	TO	B	S	MIN
20	Hall, K.	1-5	0-0	0-0	5	1	2	1	3	2	0	17
34	Maymon, J.	5-6	0-0	1-3	11	0	11	1	2	0	0	23
52	McRae, J.	3-9	1-5	2-2	1	1	9	1	3	2	0	17
11	Golden, T.	5-11	1-4	6-7	3	2	17	11	3	0	0	31
23	Tatum, C.	4-10	3-6	2-3	4	1	13	2	0	0	2	31
01	Richardson, J.	4-7	1-3	2-2	2	1	11	2	0	0	2	18
02	Campbell, G.	0-0	0-0	0-0	0	0	0	0	0	0	0	1
03	Woolridge, R.	0-4	0-2	0-0	5	0	0	0	0	1	0	15
13	McBees, S.	5-11	5-9	0-0	3	2	15	2	0	0	2	30
24	Lopez, B.	0-0	0-0	0-0	0	0	0	0	0	0	0	2
25	Miller, D.	3-4	0-0	1-3	6	3	7	0	0	0	1	15
TEAM		6										
TOTALS		30-67	11-29	14-20	46	11	85	20	11	5	7	200
		(.448) (.379) (.700)										

Technical Fouls: None

Officials: Tony Greene, Mike Nance, Chuck Jones

Attendance: 14,751

Score by Half

ULM .....	33-29	62
Tennessee .....	33-52	85

Game 4 • Nov. 19 • University Center • Hammond, La.		
	ULM	60
	SOUTHEASTERN LA.	63

HAMMOND, La. - Fred Brown had his 3-point attempt rim out at the buzzer as Southeastern Louisiana held on to defeat ULM 63-60 Saturday evening inside the University Center.

Brown took the inbound pass with 5.7 seconds remaining and got a wide-open 3-point attempt that would have tied the game. Brown finished with a team-high 16 points and six assists on 8-of-18 shooting for the Warhawks. Sophomore guard Charles Winborne totaled a career-best 15 points, and sophomore guard Marcelis Hansberry finished with 11 points.

The Warhawks (0-4) trailed 39-27 at the break, but used a strong defensive performance in the second half to get back into the game. ULM got to as close as one at 61-60 with 23 seconds remaining.

The Lions (2-1) looked to be in control up 61-56 with 1:00 remaining before ULM scored four straight points to make it interesting. Hansberry connected on two free throws with 34 seconds remaining, then stole the ensuing inbound pass and dished off to senior forward Christian Bibi Ndongo for the easy lay-in with 23 seconds left.

ULM looked to have another steal with 10 seconds remaining and down 61-60, but Hansberry was called out-of-bounds, giving the ball back to Southeastern Louisiana. Daron Populist converted a pair of free throw attempts to give the Lions their final margin of victory.

Brandon Fortenberry led Southeastern Louisiana with 23 points on 9-of-13 shooting, while Roosevelt Johnson chipped in 20 points and eight rebounds. Populist hit all four of his shot attempts, including three 3-pointers to register 13 points.

ULM used a 10-0 run midway through the second half to cut a 14-point Southeastern lead to four at 47-43 with 9:39 remaining. A layup by Brown and a pair of free throws by freshman Trey Lindsey narrowed the deficit to 50-47 with 6:54 remaining.

Fortenberry had 15 points in the first half and helped Southeastern Louisiana to a 39-27 lead at the break. The Lions shot 56 percent from the field in the half and made five 3-pointers.

After ULM scored the opening two points, Southeastern Louisiana countered with a 13-2 run to take a 13-4 advantage with 14:06 remaining in the first half. Fortenberry and Johnson each had four points during that stretch for the Lions.

ULM answered by scoring nine straight points to cut the lead to 13-11, capped by a jumper from Brown.

The Lions then scored 10 of the next 14 points in the game to build a 23-14 advantage with 7:20 remaining in the half. A Fortenberry 3-pointer gave Southeastern Louisiana its largest lead of the half at 37-23 with just under three minutes left before halftime.

No.	ULM	FG	3FG	FT	R	F	TP	A	TO	B	S	MIN
05	Bibi Ndongo, C.	2-3	0-0	1-2	2	3	5	0	0	1	1	22
04	McCray, R.	2-5	1-4	0-0	0	1	5	1	0	0	0	13
10	Mackey, T.	1-1	0-0	0-0	0	1	2	0	2	0	0	7
24	Mingo, H.	1-5	0-2	0-0	1	2	2	0	0	0	1	17
55	Brown, F.	8-18	0-4	0-0	3	2	16	6	3	0	3	40-
03	Hansberry, M.	4-8	1-2	2-3	5	4	11	2	1	0	1	25
11	Winborne, C.	6-12	3-6	0-0	3	2	15	3	2	0	1	35
35	Lindsey, T.	0-3	0-1	2-2	4	1	2	0	0	0	0	21
41	Ribeiro, F.	1-1	0-0	0-0	3	1	2	0	1	0	1	20
TEAM		3										
TOTALS		25-56	5-19	5-7	24	15	60	12	9	1	8	200
		(.446) (.263) (.714)										

No.	Southeastern La.	FG	3FG	FT	R	F	TP	A	TO	B	S	MIN
10	Johnson, R.	7-15	0-0	6-8	8	2	20	0	2	3	0	32
25	Petrovic, J.	1-3	0-0	0-0	5	2	2	0	2	0	0	19
05	Fortenberry, B.	9-13	4-8	1-4	5	0	23	3	1	1	1	38
12	Populist, D.	4-4	3-3	2-2	0	1	13	1	2	0	0	27
22	Campbell, J.	1-4	1-2	1-2	4	0	4	2	4	1	0	32
01	Nelson, T.	0-0	0-0	0-0	2	0	0	0	0	0	0	6
11	Benton, A.	0-3	0-1	0-0	3	0	0	1	1	0	0	19
20	Patterson, D.	0-2	0-1	0-0	4	3	0	5	4	0	1	20
24	Harrel, M.	0-0	0-0	1-2	0	0	1	1	0	0	0	7
TEAM		4										
TOTALS		22-44	8-15	11-18	35	8	63	13	16	5	2	200
		(.500) (.533) (.611)										

Technical Fouls:



Game 5 - Nov. 22 - Humphrey Coliseum - Starkville, Miss.				
	ULM	63		78
	MISSISSIPPI STATE			

STARKVILLE, Miss. - No. 24 Mississippi State used a pair of big runs to defeat ULM 78-63 Monday evening inside Humphrey Coliseum. It marked the end to a tough start to the season for the Warhawks (0-5) in which they played five games in 11 days - four on the road.

The Bulldogs had runs of 14-0 (first half) and 18-1 (second half) to win their fourth straight and improve to 5-1 on the season. The Warhawks did not make it easy though as they led by as many as eight in the first half and trailed just 31-26 at the break.

Senior guard Fred Brown turned in another stellar performance for the Warhawks with a season-high 21 points on 7-of-12 shooting. Brown connected on 3-of-5 from 3-point range while also tallying two assists and two steals.

ULM upped its shooting for the fifth straight game and finished the contest shooting 49.0 percent from the field. Mississippi State countered by shooting 50.8 percent from the field and knocking in 10 3-pointers.

With the Warhawks leading by two, Mississippi State used an 18-1 run to take a 57-42 advantage with 10:10 remaining in the game. The run spanned 5:57 and was capped by a 3-pointer by Dee Bost. Bost led the Bulldogs with 21 points and five assists in the game, including four 3-pointers.

Rodney Hood chipped in 20 points and eight assists and Brian Bryant finished with 17 points, 10 rebounds and four assists for the Bulldogs.

Mississippi State took advantage of its size with a 36-16 advantage in the paint and a 17-3 edge in second-chance points. ULM hung in on the boards against the Bulldogs with just a 32-26 deficit.

Sophomore guard Marcelis Hansberry also had a season-best night with 13 points, while senior guard Hugh Mingo and sophomore guard Charles Winborne each contributed nine points for ULM.

ULM hit four of its first five shots of the game, including a pair of 3-pointers by Brown, to take an early 11-5 advantage. Hansberry scored on a layup with 13:51 to give the Warhawks a 15-10 lead.

Mississippi State reeled off five straight points - all from Jalen Steele -- to tie the score at 15-15 with 12:13 remaining in the first half before ULM used an 8-0 run to build its largest lead of the game.

Freshman Trey Lindsey hit a jumper just inside in the 3-point line and R.J. McCray followed with a jumper of his own to vault the Warhawks in front 19-15 at the 9:08 mark of the first half. Hugh Mingo connected on a layup and Hansberry scored in transition to give ULM its largest lead at 23-15 with 7:49 remaining before halftime.

Mississippi State quickly responded, embarking on a 14-0 run spanning over seven minutes, to take a 29-23 advantage. Brown broke the run with a 3-pointer at the 1:18 mark to pull the Warhawks within three points.

The Warhawks opened the second half on 9-4 run to knot the score at 35-35 with 16:03 remaining. A jumper by Hansberry gave ULM its final lead at 41-39 with 14:31 left in the game.

No.	ULM	FG	3FG	FT	R	F	TP	A	TO	B	S	MIN
41	Ribeiro, F.	1-1	0-0	0-0	5	2	2	0	3	1	0	24
03	Hansberry, M.	6-13	0-2	1-2	2	1	13	0	0	0	1	33
10	Mackey, T.	2-6	1-4	0-0	3	1	5	3	3	0	0	28
11	Winborne, C.	4-9	1-3	0-0	4	1	9	0	2	0	0	25
55	Brown, F.	7-12	3-5	4-4	2	0	21	2	3	0	2	34
04	McCray, R.	1-2	0-0	0-0	2	1	2	3	2	0	2	22
23	Smith, R.	0-0	0-0	0-0	0	0	0	0	0	0	0	1
24	Mingo, H.	3-6	1-2	2-3	5	1	9	1	0	0	0	16
33	Martin, D.	0-1	0-0	0-0	0	0	0	0	0	0	0	1
35	Lindsey, T.	1-1	0-0	0-0	1	2	2	2	0	0	1	16
TEAM		2										
TOTALS		25-51	6-16	7-9	26	9	63	11	14	1	6	200
		(.490) (.375) (.778)										

No.	Mississippi State	FG	3FG	FT	R	F	TP	A	TO	B	S	MIN
30	Lewis, W.	2-2	0-0	0-0	5	3	4	1	0	0	0	32
00	Steele, J.	3-9	2-7	0-0	2	1	8	5	2	0	0	25
03	Bost, D.	7-16	4-9	3-4	3	4	21	5	1	0	3	31
04	Hood, R.	9-13	2-4	0-0	8	0	20	1	1	0	2	36
22	Bryant, B.	7-11	0-1	3-4	10	0	17	4	0	3	3	35
11	Clayton, R.	0-0	0-0	0-0	0	0	0	0	0	0	0	1
12	Parker, C.	0-0	0-0	0-0	0	0	0	0	0	0	0	1
15	Price, B.	0-0	0-0	0-0	0	0	0	0	0	0	0	1
20	Luczak, T.	0-0	0-0	0-0	1	0	0	0	0	0	0	1
24	Cunningham, T.	0-2	0-1	0-0	0	0	0	0	0	0	0	1
25	Johnson, R.	0-0	0-0	0-0	1	0	0	0	1	0	0	7
33	Smith, D.	3-8	2-5	0-0	1	1	8	4	3	0	0	29
TEAM		1										
TOTALS		31-61	10-27	6-8	32	9	78	20	8	3	8	200
		(.508) (.370) (.750)										

Technical Fouls: None

Officials: Mike Stuart, Pad Adams, Ed Corbett

Attendance: 4,892

Score by Half

ULM	26-37	63
Mississippi State	31-47	78

Game 6 - Nov. 26 - Fant-Ewing Coliseum - Monroe, La.		
	HARDING	71
	ULM	68

MONROE, La. - Sophomore guard Marcelis Hansberry had his 3-point attempt come up short in the final seconds as Harding defeated ULM 71-68 Saturday afternoon inside Fant-Ewing Coliseum.

The Warhawks (0-6) trailed by 11 with 3:24 remaining before making a furious comeback to cut the lead to as close as two. ULM knocked in a trio of 3-pointers during the run and finished 11-of-23 from beyond the arc in the game - the most 3-pointers ULM has made in a game since the 2007-08 season.

Sophomore guard Charles Winborne set a career high with 18 points on 7-of-12 shooting from the field. Winborne is the only ULM player to hit a 3-pointer in all six games this season. Senior guard Fred Brown chipped in 17 points and freshman Trent Mackey scored a career-best 13 points off the bench.

Trailing 66-55, ULM quickly scored five straight points - all from Mackey - to make it a 66-60 game with 2:16 to play. Mackey hit another jumper at the 1:30 mark and Brown knocked home a 3-pointer with 40 seconds remaining to cut the Harding lead to 68-65.

After a pair of free throws from Harding's Weston Jameson, Winborne connected on a 3-pointer to get the Warhawks within two at 70-68 with 19 seconds remaining. Jameson made 1 of 2 from the free-throw line on Harding's next possession, giving ULM the chance to tie the game.

Deontra Scott scored a game-high 24 points to lead four Harding (1-1) players in double figures. Zach Roddenberry contributed 13 points and seven rebounds, while Hayden Johnson and Bradley Spencer each had 10 points.

Harding shot 56 percent in the first half en route to a 40-24 advantage at the break. The Bisons led by as many as 19 (38-19) with 2:08 remaining in the half.

No.	Harding	FG	3FG	FT	R	F	TP	A	TO	B	S	MIN
12	Walters, M.	2-6	1-4	2-2	2	0	7	2	0	1	0	16
21	Johnson, H.	3-6	2-3	2-2	2	2	10	0	1	0	0	24
42	Roddenberry, Z.	6-6	0-0	1-1	7	2	13	1	1	0	0	24
10	Spencer, B.	4-6	1-2	1-2	5	1	10	5	5	0	0	35
14	Jameson, W.	0-3	0-2	3-4	3	0	3	5	4	0	1	35
03	Silverman, A.	0-3	0-2	0-0	2	0	0	0	0	0	0	5
22	Scott, D.	6-10	5-6	7-7	6	0	24	0	1	2	1	25
24	Porter, K.	1-1	0-0	0-1	1	1	2	3	4	0	0	16
32	Brown, D.	0-2	0-0	0-0	0	0	0	0	1	0	0	5
40	Cannon, L.	1-3	0-0	0-0	3	1	2	0	1	0	0	15
TEAM		2										
TOTALS		23-46	9-19	16-19	33	7	71	16	18	3	2	200
		(.500) (.474) (.842)										

No.	ULM	FG	3FG	FT	R	F	TP	A	TO	B	S	MIN
41	Ribeiro, F.	2-6	0-0	0-0	4	2	4	0	1	0	0	14
03	Hansberry, M.	2-6	0-3	2-3	3	1	6	5	2	0	2	33
11	Winborne, C.	7-12	3-6	1-1	0	2	18	4	1	0	1	30
24	Mingo, H.	0-2	0-1	0-0	1	3	0	0	0	0	0	10
55	Brown, F.	7-14	3-6	0-0	1	0	17	1	1	0	1	27
04	McCray, R.	1-2	0-0	0-0	0	0	2	0	0	0	0	16
05	Bibi Ndongo, C.	1-4	1-2	2-2	5	4	5	1	0	4	1	25
10	Mackey, T.	5-9	3-5	0-0	1	3	13	3	1	0	1	27
33	Martin, D.	0-1	0-0	0-0	0	1	0	0	1	0	1	3
35	Lindsey, T.	1-1	1-1	0-0	2	4	3	1	2	0	1	15
TEAM		3										
TOTALS		26-57	11-24	5-6	20	19	68	15	10	4	8	200
		(.456) (.458) (.833)										

Technical Fouls: None

Officials: John Healy, Mike Million, Matthew Potter

Attendance: 883

Score by Half

Harding	40-31	71
ULM	24-44	68

Game 7 - Nov. 28 - Stophor Gym - Thibodaux, La.		
	ULM	86
	NICHOLLS STATE	65

THIBODAUX, La. - ULM shot a blistering 62 percent from the field in route to an 86-65 victory over Nicholls State Monday evening inside Stophor Gym. It was the first win of the season for the Warhawks, who improved to 1-6.

The Warhawks shot 65.5 percent in the second half and outscored the Colonels 50-31 in the final 20 minutes. It was ULM's highest scoring output of the season and its highest shooting percentage in a game since December of 2009.

Sophomore guard Charles Winborne set a career high in points for the second straight game with 19 points and seven rebounds on 6-of-8 shooting. Senior guard Fred Brown scored 15 points and senior guard Hugh Mingo added 13 points, while freshman Trent Mackey chipped in 12 points and senior Fabio Ribeiro contributed 10 points and seven rebounds.

ULM used a 9-0 run to build a 75-59 lead and put the game out of reach with 5:20 remaining. Brown and Winborne each had 3-pointers during the run, while senior Christian Bibi Ndongo contributed a three-point play.

The Warhawks scored eight straight points, including a pair of 3-pointers from Brown, to build a 52-44 advantage midway through the second half. Mackey hit his third 3-pointer of the game to extend the ULM lead to 57-48 with 10:26 to play.

Mingo hit a jumper just inside the 3-point line with two seconds remaining in the first half as ULM took a 36-34 advantage at halftime. The Warhawks shot 57.1 percent in the half, including making 8 of its final 10 shots.

The lead switched hands 11 times in the first half as neither team led by more than six.

Nicholls State was led by Sam McBeath and Chris Talkington, who each chipped in 12 points on the night. Bryan Hammond had 12 points and Sterling Bailey totaled 10 points for the Colonels.

No.	ULM	FG	3FG	FT	R	F	TP	A	TO	B	S	MIN
05	Bibi Ndongo, C.	1-1	0-0	2-3	2	4	4	0	0	1	0	15
03	Hansberry, M.	4-7	1-1	0-1	3	3	9	1	0	0	1	24
10	Mackey, T.	4-7	4-7	0-0	0	2	12	0	1	0	0	24
11	Winborne, C.	6-8	3-5	4-5	7	1	19	2	1	0	0	27
35	Lindsey, T.	1-2	0-1	0-0	0	3	2	3	1	0	0	20
04	McCray, R.	1-1	0-0	0-0	0	0	2	4	0	0	0	15
24	Mingo, H.	6-9	1-2	0-1	4	2	13	1	1	0	0	21
41	Ribeiro, F.	3-5	0-0	4-7	7	3	10	1	1	0	1	25
55	Brown, F.	5-10	3-5	2-2	3	2	15	3	2	0	1	29
TEAM		4										
TOTALS		31-50	12-21	12-19	33	20	86	15	8	1	3	200
		(.620) (.571) (.632)										

No.	Nicholls State	FG	3FG	FT	R	F	TP	A	TO	B	S	MIN
02	Prest, L.	0-0	0-0	0-0	0	3	0	0	0	0	1	15
11	Talkington, C.	3-6	2-4	4-5	1	1	12	0	0	0	0	37
03	Hammond, B.	5-11	1-3	0-0	0	1	11	4	1	0	1	34
21	Rilleux, S.	4-9	1-4	3-4	4	2	12	4	2	0	1	40
23	Lewis, T.	2-4	0-1	4-5	1	5	8	1	1	0	0	12
14	Triggs, B.	0-0	0-0	0-0	0	0	0	0	0	0	0	2
15	McBeath, S.	4-10	3-7	1-2	3	2	12	2	1	0	0	30
24	Bailey, S.	3-4	2-3	2-2	4	2	10	1	0	0	0	19
34	Smith, J.	0-0	0-0	0-0	1	0	0	0	1	0	0	6
TEAM		3										
TOTALS		21-44	9-22	14-18	17	16	65	12	6	0	3	200
		(.477) (.409) (.778)										

Technical Fouls: None


Officials: Buddy Daughdrill, Gregory White, Mitchell Ervin

Attendance: 574

Score by Half


--



Game 10 • Dec. 12 • Fant-Ewing Coliseum • Monroe, La.		
	NICHOLLS STATE	82
	ULM	70

31



Game 11 • Dec. 15 • Fant-Ewing Coliseum • Monroe, La.			
	<b>NORTHWESTERN ST</b>		<b>76</b>
	<b>ULM</b>		<b>63</b>

MONROE, La. - Northwestern State shot 46 percent from the field and knocked in a season-high 13 3-pointers en route to a 76-63 victory over ULM Thursday evening inside Fant-Ewing Coliseum.

The Demons (5-5) finished 13-of-28 from beyond the arc, including six 3s from Louis Ellis. Ellis led Northwestern State with a game-high 19 points on 6-of-11 shooting. Gary Stewart added 12 points while Shamir Davis contributed 11 points for the Demons. Northwestern State has converted a total of 153 3-pointers in its last two games.

ULM (1-10) shot 42.6 percent from the field and outscored Northwestern State 30-18 in the paint. Senior guard Fred Brown scored 14 points and dished out four assists to lead the way for the Warhawks.

Sophomore Steven McClellan finished one rebound shy of a double-double with 10 points and nine rebounds, and sophomore guard Charles Winborne scored in double figures for the second straight game with 13 points.

Ellis hit a trio of 3-pointers in the second half to help the Demons build its 10-point halftime advantage to as many as 21 with 5:31 remaining in the game. Northwestern State embarked on an 18-8 run midway through the second half to lead 71-51 with 6:01 to play.

The Demons hit eight 3-pointers and shot a blistering 50 percent in the first half to take a 45-35 advantage at halftime. Northwestern State converted its first three 3-pointers of the half and led 11-2 with 17:08 remaining before the break. Stewart scored six straight points, including a 3-pointer, to give Northwestern State a 19-6 lead at the 13:21.

ULM battled back with a 7-0 spurt to get as close as five at 25-20 on a layup from Brown with 10:10 remaining before the half. Five points is as close as the Warhawks would get though as Northwestern State answered with seven straight points to build its lead back up to 12.

No.	Northwestern St.	FG	3FG	FT	R	F	TP	A	TO	B	S	MIN
34	Roberson, G.	1-2	0-0	3-4	4	2	5	1	1	0	1	23
42	Mosley, W.	1-1	0-0	2-2	4	3	4	0	1	1	1	15
00	Davis, S.	3-6	1-1	4-5	1	3	11	6	2	0	4	24
01	Jacobs, D.	1-3	1-1	0-0	0	1	3	0	0	1	1	9
22	Ellis, L.	6-11	6-10	1-2	3	1	19	2	3	1	1	23
02	Washington, T.	2-3	2-3	0-0	2	3	6	1	1	0	0	13
10	Robinson, P.	0-3	0-3	1-4	1	1	1	1	1	1	0	17
11	Brisco, J.	1-2	0-0	0-0	1	1	2	2	1	0	0	10
33	Hulbin, J.	3-7	1-3	1-2	4	1	8	0	0	0	0	17
35	Evans, O.	1-1	0-0	2-3	4	1	4	1	0	1	0	15
40	Frazier, M.	0-2	0-0	1-2	1	3	1	0	0	1	0	10
44	Stewart, G.	4-9	2-7	2-3	3	2	12	1	2	0	4	24
<b>TEAM</b>		<b>1</b>										
<b>TOTALS</b>		<b>23-50</b>	<b>13-28</b>	<b>17-27</b>	<b>29</b>	<b>22</b>	<b>76</b>	<b>15</b>	<b>13</b>	<b>6</b>	<b>12</b>	<b>200</b>
		<b>(.460) (.464) (.630)</b>										

No.	ULM	FG	3FG	FT	R	F	TP	A	TO	B	S	MIN
05	Bibi Ndongo, C.	1-2	0-0	3-5	4	2	5	2	0	0	1	26
41	Ribeiro, F.	0-0	0-0	0-0	1	1	0	0	2	0	0	6
11	Winborne, C.	5-8	1-1	2-4	2	1	13	0	2	0	1	27
24	Mingo, H.	0-2	0-1	2-2	2	0	2	0	1	1	0	12
55	Brown, F.	5-10	0-2	4-4	0	4	14	4	3	0	1	29
03	Hansberry, M.	0-2	0-1	3-4	0	0	3	0	0	0	1	7
04	McCray, R.	0-1	0-0	0-0	4	0	2	1	0	1	0	19
10	Mackey, T.	3-9	1-3	1-2	2	5	8	0	2	1	0	29
15	McClellan, S.	4-7	0-0	2-2	9	5	10	2	3	1	1	19
23	Smith, R.	1-2	0-0	1-2	0	0	3	0	0	0	0	6
33	Martin, D.	0-2	0-0	0-1	0	0	0	0	0	0	0	7
35	Lindsey, T.	1-2	0-1	3-3	2	5	5	1	1	0	2	13
<b>TEAM</b>		<b>5</b>										
<b>TOTALS</b>		<b>20-47</b>	<b>2-9</b>	<b>21-29</b>	<b>31</b>	<b>24</b>	<b>63</b>	<b>11</b>	<b>15</b>	<b>3</b>	<b>8</b>	<b>200</b>
		<b>(.426) (.222) (.724)</b>										

Technical Fouls: Northwestern State-None. ULM-TEAM


Officials: Lee Cassell, Scott Davis, Kerby Sittion

Attendance: 1,278

Score by Half

Northwestern State..... 45-31 76

ULM ..... 35-28 63

Game 12 • Dec. 19 • Thomas & Mack Center • Las Vegas, Nev.			
	<b>ULM</b>		<b>63</b>
	<b>UNLV</b>		<b>81</b>

LAS VEGAS — No. 21 UNLV flexed its muscles Monday as it topped ULM 81-63 in men's basketball action inside the Thomas & Mack Center. The Runnin' Rebels (12-2) forced 19 turnovers and shot a blistering 58.1 percent from the field to earn its third consecutive victory.

The Warhawks (1-11) played a ranked opponent tough for the third time this season and kept it close in the first half before UNLV surged ahead in the second half. ULM finished the game shooting 45.1 percent from the field, including 6-of-16 from 3-point range.

Sophomore center Steven McClellan scored a career-high 16 points to go with seven rebounds to lead four Warhawks in double-digit scoring. Senior Hugh Mingo contributed 15 points and freshman Trent Mackey tied his career high with 13 points. Senior Fred Brown went 6-of-6 from the free-throw line and finished with 12 points, six rebounds and four steals.

ULM outrebounded its opponent for the third straight game with an impressive 32-22 advantage on the boards against UNLV. The Runnin' Rebels came into the game with a +5.5 rebounding margin.

The Runnin' Rebels put the game out of reach with an 11-0 run to start the second half. Mike Moser capped the run with a basket in transition to give UNLV a 48-27 advantage with 16:00 remaining in the game. UNLV built its lead to as many as 29 with 7:15 remaining before ULM rallied in the final minutes.

UNLV's Chace Stanback scored a career-high and game-high 29 points, including an 8-of-9 effort from 3-point range. Stanback finished 10 of 13 from the field in 32 minutes of action. Carlos Lopez tallied 12 points and nine rebounds off the bench and Oscar Bellfield finished with 10 points for the Runnin' Rebels.

The Warhawks never led in the game, but put up a valiant effort in the first half. Mingo came off the bench and gave ULM a spark to keep the game close in the first half. He hit back-to-back 3-pointers to get the Warhawks as close as 25-23 with 5:15 remaining in the opening half.

Stanback hit a 3-pointer and a free throw to spearhead six straight points for the Rebels. Stanback hit another 3-pointer and Lopez added a dunk to give UNLV its largest lead of the first half (37-26) with 1:25 remaining.

No.	ULM	FG	3FG	FT	R	F	TP	A	TO	B	S	MIN
35	Lindsey, T.	1-5	1-1	0-0	3	4	3	3	0	0	0	28
15	McClellan, S.	7-9	0-0	2-2	7	4	16	0	5	0	1	33
10	Mackey, T.	5-9	3-5	0-0	3	2	13	1	2	0	0	37
11	Winborne, C.	1-6	0-2	2-2	2	1	4	0	3	0	2	27
55	Brown, F.	3-10	0-2	6-6	3	1	12	6	5	0	4	30
03	Hansberry, M.	0-1	0-1	0-0	1	0	0	0	1	0	0	10
05	Bibi Ndongo, C.	0-2	0-0	0-0	1	1	0	0	0	0	0	13
24	Mingo, H.	6-9	2-5	1-4	3	5	15	0	1	0	0	22
41	Ribeiro, F.	0-0	0-0	0-0	0	0	0	0	1	0	0	0+
<b>TEAM</b>		<b>9</b>										
<b>TOTALS</b>		<b>23-51</b>	<b>6-16</b>	<b>11-14</b>	<b>32</b>	<b>18</b>	<b>63</b>	<b>10</b>	<b>19</b>	<b>0</b>	<b>7</b>	<b>200</b>
		<b>(.451) (.375) (.786)</b>										

No.	UNLV	FG	3FG	FT	R	F	TP	A	TO	B	S	MIN
22	Stanback, C.	10-13	8-9	1-2	4	1	29	1	2	0	1	32
43	Moser, M.	2-5	0-1	2-3	2	2	6	5	2	0	0	27
12	Massamba, B.	0-0	0-0	0-1	0	2	0	0	0	1	2	18
00	Bellfield, O.	4-5	2-2	0-0	1	0	10	2	2	0	4	22
03	Marshall, A.	1-3	0-2	2-2	3	1	4	6	1	3	2	29
02	Wallace, K.	3-4	3-4	0-0	0	2	9	1	1	0	0	20
05	Smith, R.	1-4	1-2	0-0	2	2	3	1	3	0	0	9
11	Lopez, C.	4-4	0-0	4-7	9	3	12	1	0	2	0	21
20	Mashour, K.	0-1	0-0	0-0	1	1	0	0	0	0	0	1
31	Hawkins, J.	0-4	0-3	8-10	0	0	8	3	1	1	2	21
<b>TEAM</b>		<b>0</b>										
<b>TOTALS</b>		<b>25-43</b>	<b>14-23</b>	<b>17-25</b>	<b>22</b>	<b>14</b>	<b>81</b>	<b>20</b>	<b>12</b>	<b>7</b>	<b>11</b>	<b>200</b>
		<b>(.581) (.609) (.680)</b>										

Technical Fouls: None


Officials: Bob Staffen, Tony Padilla, Shawn Lehigh

Attendance: 11,515

Score by Half

ULM ..... 27-36 63

UNLV ..... 37-44 81

Game 13 • Dec. 21 • Hulman Center • Terre Haute, Ind.			
	<b>ULM</b>		<b>35</b>
	<b>INDIANA STATE</b>		<b>50</b>

LAS VEGAS — No. 21 UNLV flexed its muscles Monday as it topped ULM 81-63 in men's basketball action inside the Thomas & Mack Center. The Runnin' Rebels (12-2) forced 19 turnovers and shot a blistering 58.1 percent from the field to earn its third consecutive victory.

The Warhawks (1-11) played a ranked opponent tough for the third time this season and kept it close in the first half before UNLV surged ahead in the second half. ULM finished the game shooting 45.1 percent from the field, including 6-of-16 from 3-point range.

Sophomore center Steven McClellan scored a career-high 16 points to go with seven rebounds to lead four Warhawks in double-digit scoring. Senior Hugh Mingo contributed 15 points and freshman Trent Mackey tied his career high with 13 points. Senior Fred Brown went 6-of-6 from the free-throw line and finished with 12 points, six rebounds and four steals.

ULM outrebounded its opponent for the third straight game with an impressive 32-22 advantage on the boards against UNLV. The Runnin' Rebels came into the game with a +5.5 rebounding margin.

The Runnin' Rebels put the game out of reach with an 11-0 run to start the second half. Mike Moser capped the run with a basket in transition to give UNLV a 48-27 advantage with 16:00 remaining in the game. UNLV built its lead to as many as 29 with 7:15 remaining before ULM rallied in the final minutes.

UNLV's Chace Stanback scored a career-high and game-high 29 points, including an 8-of-9 effort from 3-point range. Stanback finished 10 of 13 from the field in 32 minutes of action. Carlos Lopez tallied 12 points and nine rebounds off the bench and Oscar Bellfield finished with 10 points for the Runnin' Rebels.

The Warhawks never led in the game, but put up a valiant effort in the first half. Mingo came off the bench and gave ULM a spark to keep the game close in the first half. He hit back-to-back 3-pointers to get the Warhawks as close as 25-23 with 5:15 remaining in the opening half.

Stanback hit a 3-pointer and a free throw to spearhead six straight points for the Rebels. Stanback hit another 3-pointer and Lopez added a dunk to give UNLV its largest lead of the first half (37-26) with 1:25 remaining.

No.	ULM	FG	3FG	FT	R	F	TP	A	TO	B	S	MIN
35	Lindsey, T.	0-2	0-1	0-0	1	4	0	0	1	0	0	23
15	McClellan, S.	4-9	0-0	0-2	6	5	8	0	1	1	0	22
03	Hansberry, M.	1-3	0-0	2-2	2	0	4	0	1	0	0	13
10	Mackey, T.	2-5	2-4	0-0	3	3	6	0	0	0	0	23
11	Winborne, C.	1-1	0-0	0-0	0	0	2	0	1	0	0	6
04	McCray, R.	0-2	0-0	2-2	6	1	2	2	3	0	2	34
05	Bibi Ndongo, C.	1-2	0-0	0-0	4	1	2	0	0	2	0	17
24	Mingo, H.	3-13	0-4	0-2	2	3	6	3	3	1	0	29
41	Ribeiro, F.	0-1	0-0	0-0	1	0	0	0	1	0	1	6
55	Brown, F.	2-7	1-5	0-0	2	1	5	0	1	0	1	27
<b>TEAM</b>		<b>3</b>										
<b>TOTALS</b>		<b>14-45</b>	<b>3-14</b>	<b>4-8</b>	<b>29</b>	<b>19</b>	<b>35</b>	<b>5</b>	<b>12</b>	<b>4</b>	<b>4</b>	<b>200</b>
		<b>(.311) (.214) (.500)</b>										

No.	Indiana State	FG	3FG	FT	R	F	TP	A	TO	B	S	MIN
15	Richard, C.	3-9	0-3	6-8	8	3	12	1	1	0	1	25
34	Walker, M.	3-6	0-0	0-0	3	1	6	0	5	1	0	25
13	Odum, J.	1-4	0-2	2-2	6	0	4	8	2	0	1	34
24	Printy, J.	4-9	4-8	0-0	3	1	12	2	1	0	1	27
25	McWhorter, S.	2-4	0-0	0-0	1	2	4	0	1	0	0	34
00	Kitchell, J.	1-3	0-1	0-0	0	0	2	0	0	1	0	7
01	Doluony, K.	0-0	0-0	0-0	0	0	0	0	0	0	0	1
02	Eitel, L.	1-3	0-1	0-0	2	0	2	1	0	0	0	14
05	Gant, J.	0-2	0-2	0-0	1	2	0	0	1	1	0	6
20	Lathan, D.	1-2	0-0	3-4	3	1	5	0	0	0	0	19
31	Mahurin, R.	1-4	1-3	0-0	4	1	3	0	0	1	0	8
TEAM					0							
TOTALS		17-46	5-20	11-14	35	11	50	12	11	4	3	200
		(370) (.250) (.786)										





## TV/RADIO ROSTER



**3 • MARCELIS HANSBERRY**  
Sophomore • Guard  
Jackson, Miss.



**4 • R.J. MCCRAY**  
Sophomore • Guard  
Grand Prairie, Texas



**5 • CHRISTIAN BIBI NDONGO**  
Senior • Forward  
Yaounde, Cameroon



**10 • TRENT MACKEY**  
Freshman • Guard  
Tampa, Fla.



**11 • CHARLES WINBORNE**  
Sophomore • Guard  
Shreveport, La.



**14 • IFE EKE**  
Sophomore • Forward  
Lagos, Nigeria



**15 • STEVEN MCCLELLAN**  
Sophomore • Center  
Fresno, Calif.



**23 • REGINALD SMITH**  
Freshman • Guard  
Columbia, La.



**24 • HUGH MINGO**  
Senior • Guard  
West Monroe, La.



**33 • D'ANDRE MARTIN**  
Freshman • Guard  
Monroe, La.



**35 • TREY LINDSEY**  
Freshman • Forward  
Austin, Texas



**41 • FABIO RIBEIRO**  
Senior • Center  
Caetnopolis, Brazil




**55 • FRED BROWN**  
Senior • Guard  
West Palm Beach, Fla.



**KEITH RICHARD**  
Head Coach



**CORD WRIGHT**  
Assistant Coach



**BRANDON ROBERTS**  
Assistant Coach